

Commission Meeting Agenda



Mayor

Samuel D. Cobb

City Commission

Marshall R. Newman

Christopher R. Mills

Patricia A. Taylor

Joseph D. Calderón

Dwayne Penick

Don R. Gerth

Acting City Manager

Manny Gomez

January 22, 2019



Hobbs City Commission
Regular Meeting
City Hall, City Commission Chamber
200 E. Broadway, 1st Floor Annex, Hobbs, New Mexico

Tuesday, January 22, 2019 - 6:00 p.m.

Sam D. Cobb, Mayor

Marshall R. Newman
Commissioner - District 1

Christopher R. Mills
Commissioner - District 2

Patricia A. Taylor
Commissioner - District 3

Joseph D. Calderón
Commissioner - District 4

Dwayne Penick
Commissioner - District 5

Don R. Gerth
Commissioner - District 6

A G E N D A

*City Commission Meetings are
Broadcast Live on KHBX FM 99.3 Radio
and Available via Livestream at www.hobbsnm.org*

CALL TO ORDER AND ROLL CALL

INVOCATION AND PLEDGE OF ALLEGIANCE

APPROVAL OF MINUTES

1. Minutes of the January 7, 2019, Regular Commission Meeting

PROCLAMATIONS AND AWARDS OF MERIT

2. Recognition of Employee Milestone Service Awards for January, 2019
 - ▶ 5 years - Lou Maldonado, Parks Department
 - ▶ 5 years - Nicholas Goulet, Human Resources Department
 - ▶ 5 years - Lonnie Creed, Hobbs Fire Department
 - ▶ 5 years - Miguel-Angel Pineda, Utilities Department
 - ▶ 10 years - Jessica Quiroz, Hobbs Police Department
 - ▶ 10 years - Mark Garcia, Hobbs Fire Department

3. Presentation of EMT Paramedic Certification to Stacey Z. Ramirez (*Barry Young, Deputy Fire Chief*)

PUBLIC COMMENTS (*Citizens who wish to speak must sign the Public Comment Registration Form located in the Commission Chamber prior to the beginning of the meeting.*)

CONSENT AGENDA (*The consent agenda is approved by a single motion. Any member of the Commission may request an item to be transferred to the regular agenda from the consent agenda without discussion or vote.*)

4. Resolution No. 6749 - Authorizing an Application with the New Mexico Department of Health for EMS Fund Act Local Funding Program for Fiscal Year 2020 (*Barry Young, Deputy Fire Chief*)

DISCUSSION

5. Public Art Committee Update (*Mary Lyle*)

ACTION ITEMS (Ordinances, Resolutions, Public Hearings)

6. **PUBLIC HEARING:** Resolution No. 6750 - Regarding the Transfer of Ownership and Location of Liquor License No. 2714 from the Magic Sports Bar and Ballroom, 1401 North Turner Street, to Holiday Restaurant, 2827 North Dal Paso, Suite 136, Hobbs, New Mexico (*Efren Cortez, City Attorney*)
7. Consideration of Approval of a Task Order to the Annual Pavement Agreement with Ramirez & Sons for Paving of Two (2) Parking Lots at the Veterans Memorial Complex (HHS Parking Lot and the Ziaplex Parking Lot) (*Doug McDaniel, Parks and Recreation Director*)
8. Resolution No. 6751 - Approving the Final Plan for Broadmoor Shopping Center, Re-Plat of Tract 2C, as Recommended by the Planning Board (*Kevin Robinson, Development Director*)
9. Resolution No. 6752 - Approving a Development Agreement with Diebal, LLC, Concerning the Development of Market Rate Single-Family Housing Units (*Kevin Robinson, Development Director*)
10. Resolution No. 6753 - Approving an Infrastructure Development Agreement with Kress Jones Concerning the Development of Goings Road (*Kevin Robinson, Development Director*)

11. Resolution No. 6754 - Repealing Resolution No. 6721 and Approving the Purchase of a 2019 Ford F550 Type 5 Skeeter Brush Truck at a Cost of \$195,394.00 Utilizing an HGAC Contract (*Barry Young, Deputy Fire Chief*)
12. Resolution No. 6755 - Authorizing an Allocation of Lodgers' Tax Funds to the City of Hobbs Fire Department for the Firefighter Combat Challenge (*Toby Spears, Finance Director*)
13. Resolution No. 6756 - Authorizing Budgetary Adjustment #3 for FY 18-19 (*Toby Spears, Finance Director*)
14. Consideration and Approval of RFP No. 505-19 to Furnish a Compensation Study and Recommendation to Accept Proposal from Evergreen Solutions, LLC. (*Nicholas Goulet, Human Resources Director*)

COMMENTS BY CITY COMMISSIONERS, CITY MANAGER

15. Next Meeting Date:
 - ▶ City Commission Regular Meeting
Monday, February 4, 2019, at 6:00 p.m.

ADJOURNMENT

If you are an individual with a disability who is in need of a reader, amplifier, qualified sign language interpreter, or any other form of auxiliary aid or service to attend or participate in the above meeting, please contact the City Clerk's Office at (575) 397-9207 at least 72 hours prior to the meeting or as soon as possible. Public documents, including the agenda and minutes, can be provided in various accessible formats. Please contact the City Clerk's Office if a summary or other type of accessible format is needed.



CITY OF HOBBS

COMMISSION STAFF SUMMARY FORM

MEETING DATE: January 22, 2019

SUBJECT: City Commission Meeting Minutes

DEPT. OF ORIGIN: City Clerk's Office
DATE SUBMITTED: January 15, 2019
SUBMITTED BY: Jan Fletcher, City Clerk

Summary:

The following minutes are submitted for approval:

- ▶ Regular Commission Meeting of January 7, 2019

Fiscal Impact:

Reviewed By: _____
Finance Department

N/A

Attachments:

Minutes as referenced under "Summary".

Legal Review:

Approved As To Form: _____
City Attorney

Recommendation:

Motion to approve the minutes as presented.

Approved For Submittal By:



Department Director

City Manager

CITY CLERK'S USE ONLY
COMMISSION ACTION TAKEN

Resolution No. _____
Ordinance No. _____
Approved _____
Other _____

Continued To: _____
Referred To: _____
Denied _____
File No. _____

Minutes of the regular meeting of the Hobbs City Commission held on Monday, January 7, 2019, in the City Commission Chamber, 200 East Broadway, 1st Floor Annex, Hobbs, New Mexico.

Call to Order and Roll Call

Mayor Cobb called the meeting to order at 6:00 p.m. and welcomed everyone in attendance to the meeting. The City Clerk called the roll and the following answered present:

Mayor Sam D. Cobb
Commissioner Christopher Mills
Commissioner Patricia A. Taylor
Commissioner Joseph D. Calderón
Commissioner Dwayne Penick
Commissioner Don Gerth

Absent: Commissioner Marshall R. Newman

Also present: Manny Gomez, Acting City Manager/Fire Chief
Efren Cortez, City Attorney
Chris McCall, Police Chief
Brian Dunlap, Deputy Police Chief
Shane Blevins, Police Lieutenant
Chad Wright, Police Captain
Barry Young, Deputy Fire Chief
Shawn Williams, Fire Marshal
Shelia Baker, General Services Director
Tim Woomer, Utilities Director
Todd Randall, City Engineer
Doug McDaniel, Parks and Recreation Director
Matt Hughes, Golf Superintendent
Ron Roberts, Information Technology Director
Nicholas Goulet, Human Resources Director
Tracy South, Assistant Human Resources Director
Shannon Carter-Arguello, Municipal Court Clerk
Deborah Corral, Assistant Finance Director
Sandy Farrell, Library Director
Ann Betzen, Risk Manager/Executive Assistant
Mollie Maldonado, Deputy City Clerk
Jan Fletcher, City Clerk
25 citizens

Invocation and Pledge of Allegiance

Commissioner Taylor delivered the invocation and Commissioner Calderón led the Pledge of Allegiance.

Approval of Minutes

Commissioner Calderón moved that the minutes of the regular meeting held on December 17, 2018, be approved as presented. Commissioner Taylor seconded the motion and the vote was recorded as follows: Mills yes, Taylor yes, Calderón yes, Penick yes, Gerth yes, Cobb yes. The motion carried.

Proclamations and Awards of Merit

There were no proclamation or awards of merit presented to the Commission.

Public Comments

Mayor Cobb recognized Mr. Deron Clark with the New Mexico Junior College in the audience.

Mayor Cobb stated any citizens wishing to speak during Public Comments need to sign the form provided in the entry of the Commission Chamber. For the record, Mr. Jim Clay signed the Public Comment Registration Form wishing to speak.

Mr. Clay stated his mother, Hattie Clay, recently passed away. He stated his mother owns property located in the 1300 Block of East Midwest. Before her death, she had visited Hobbs and was very disappointed with how unclean and unkept East Midwest appeared. Mr. Clay requested to meet with the Police Chief and the Mayor to discuss erosion of the community. Mayor Cobb requested Mr. Clay visit with Ms. Ann Betzen, Executive Assistant, to schedule a time to meet with him and to also contact Police Chief Chris McCall to make an appointment.

Consent Agenda

Mayor Cobb explained the Consent Agenda and the process for removing an item from the Consent Agenda and placing it under Action Items.

Commissioner Gerth moved for approval of the following Consent Agenda Item(s):

Consideration of Approval of a Memorandum of Understanding with the University of the Southwest (USW) for Use, Access and Participation of USW's Men's and Women's Golf Teams at Rockwind Community Links.

Consideration of Approval of a Memorandum of Understanding with the New Mexico Junior College (NMJC) for Use, Access and Participation by the NMJC Men's Golf Team at Rockwind Community Links.

Consideration of Approval of a Memorandum of Understanding with the Hobbs Municipal Schools Regarding the Use of Rockwind Community Links.

Resolution No. 6747 - Declaring All Meetings of the City Commission and Boards to be Public Meetings and Adopting Reasonable Notice Procedures.

Resolution No. 6748 - Authorizing the Removal of Uncollectible Returned Checks in the Total Amount of \$1,243.40.

Commissioner Penick seconded the motion and the vote was recorded as follows: Mills yes, Taylor yes, Calderón yes, Penick yes, Gerth yes, Cobb yes. The motion carried. A copy of the agreement and supporting documentation are attached and made a part of these minutes.

Discussion

There were no discussion items presented to the Commission.

Action Items

Consideration of Approval of a Professional Services Agreement with Luke Otero for Lobbying Services for the 2019 New Mexico Legislative Session in the Amount of \$27,500.00 Plus Expenses Not to Exceed \$1,250.00.

Mr. Efren Cortez, City Attorney, explained the professional services agreement and stated Mr. Luke Otero will be providing lobbying services for the City of Hobbs at the upcoming 2019 New Mexico Legislative Session. He stated the total cost of the agreement is \$28,750.00 for which \$27,500.00 is professional services and expenses not to exceed \$1,250.00. He stated the amount of the contract is the same as last year with last year's session being a 30-day session and this year it will be a 60-day session.

Commissioner Calderón moved to approve the professional services agreement with Luke Otero as presented. Commissioner Mills seconded the motion and the vote was recorded as follows: Mills yes, Taylor yes, Calderón yes, Penick yes, Gerth yes, Cobb yes. The motion carried. Copies of the supporting documentation are attached and made a part of these minutes.

Consideration of Approval of the Paid Time Off (PTO) Payout for Calendar Year 2018.

Ms. Deborah Corral, Assistant Finance Director, explained the Paid Time Off (PTO) payout for Calendar Year 2018 and stated Section 2.56 of the Hobbs Municipal Code,

Article 8, sets the PTO cap at 320 hours for all general employees, and 456 hours for all Fire Department employees and allows Police the option to buy down to 320 from their 456 cap. She stated at the end of the calendar year, any employee who is over their PTO cap shall be paid for every hour over the cap. Ms. Corral further stated in the event the City's general fund cash reserve dips below 20% at the end of a fiscal year, the City may elect to increase PTO caps until the following year in which general fund cash reserve is above 20%. She stated the City ended the FY 2018 with a budgeted general fund reserve of 31% and the general fund budgeted reserve is currently at 34%. Ms. Corral stated the PTO payout will be between \$196,517.92 and \$204,938.12 depending on the HPD option to either buy down to the 456 hours or 320 hours. She stated last year's PTO payout amount was \$256,091.93.

Acting City Manager/Fire Chief Manny Gomez stated the PTO payout is an attendance incentive and City staff appreciates the Commission's support.

Commissioner Mills moved to approve the PTO Payout for Calendar Year 2018 in the amount between \$196,517.92 and \$204,938.12. Commissioner Penick seconded the motion and the vote was recorded as follows: Mills yes, Taylor yes, Calderón yes, Penick yes, Gerth yes, Cobb yes. The motion carried. Copies of the supporting documentation are attached and made a part of these minutes.

Comments by City Commissioners, City Manager

Mayor Cobb stated the date of the next regular Commission meeting will be Tuesday, January 22, 2019.

Acting City Manager/Fire Chief Gomez wished everyone a Happy New Year and stated City staff will continue to work hard and smart in 2019.

Acting City Manager/Fire Chief Gomez stated Mr. Luke Otero will be lobbying for the Top 10 Projects for the FY 2020-2024 Infrastructure Capital Improvements Plan (ICIP) at the upcoming 2019 New Mexico Legislative Session.

Acting City Manager/Fire Chief Gomez stated Department Heads have been Goal Planning for the year 2019 and it is looking to be a great year.

Commissioner Gerth stated 2019 will be a good year and there is a lot of work to get done.

Commissioner Mills agreed with Commissioner Gerth and stated the City has a bright future due to its motivated team at the City.

Commissioner Taylor also wished everyone a Happy New Year and expressed hope that everyone sets goals for the year and reaches them.

Commissioner Calderón expressed appreciation to the Commission and stated the entire Commission works very well together.

Mayor Cobb expressed his appreciation for everyone's attendance at tonight's meeting.

From the audience, Mr. Clay stated his mother's residence is the oldest rock home on Midwest and recommended that the City should convert it into a museum.

Adjournment

There being no further business or comments, Commissioner Calderón moved that the meeting adjourn. Commissioner Gerth seconded the motion and the vote was recorded as follows: Mills yes, Taylor yes, Calderón yes, Penick yes, Gerth yes, Cobb yes. The motion carried. The meeting adjourned at 6:16 p.m.

SAM D. COBB, Mayor

ATTEST:

JAN FLETCHER, City Clerk

January Milestones

10 years

Jessica Quiroz	HPD	1/5/2009
Mark Garcia	HFD	01/14/2009

5 years

Lou Maldonado	Parks	01/06/2014
Nicholas Goulet	HR	01/13/2014
Lonnie Creed	HFD	01/13/2014
Miguel-Angel Pineda	Utilities	01/27/2014

CONSENT AGENDA



CITY OF HOBBS
COMMISSION STAFF SUMMARY FORM

MEETING DATE: January 22, 2019

SUBJECT: NM Department of Health EMS Fund Act Local Funding Program Fiscal Year 2020
DEPT. OF ORIGIN: Fire Department
DATE SUBMITTED: January 14, 2019
SUBMITTED BY: Barry Young, Deputy Fire Chief

Summary:

The City of Hobbs Fire Department is eligible for funding from the New Mexico Department of Health EMS Fund Act Local Funding Program. The EMS Fund Act was established by the State of New Mexico to make money available by grant application for ambulance services, fire departments, and rescue services. It is funded by the state legislature and prioritizes expenditures based on the number of EMS and rescue runs in combination with service area to determine the amount each service is awarded. The department typically receives the amount of \$20,000.00 from this grant.

Fiscal Impact:


Reviewed By: 
Finance Department

The Hobbs Fire Department is requesting \$28,000, however the department typically receives \$20,000 from the fund. The funds will be used for training, travel/meals/schools, and EMS supplies. This fund will be shown as a revenue and expenditure in the budget. There is no net effect on the budget.

Attachments:

- 1. Resolution
- 2. EMS Fund Act Local Funding Program Application

Legal Review:

Approved As To Form: 
City Attorney

Recommendation:

Approval of the resolution authorizing the Mayor to sign the EMS Fund Act Local Funding Program Application.

Approved For Submittal By:


Department Director

City Manager

CITY CLERK'S USE ONLY
COMMISSION ACTION TAKEN

Resolution No. _____ Continued To: _____
Ordinance No. _____ Referred To: _____
Approved _____ Denied _____
Other _____ File No. _____

CITY OF HOBBS

RESOLUTION NO. 6749

A RESOLUTION AUTHORIZING THE MAYOR TO APPROVE
AN APPLICATION WITH THE NEW MEXICO DEPARTMENT OF HEALTH
EMS FUND ACT LOCAL FUNDING PROGRAM FOR FISCAL YEAR 2020

WHEREAS, the Hobbs Fire Department is eligible to participate in the FY20 New Mexico Department of Health EMS Fund Act Local Funding Program; and

WHEREAS, the EMS Fund Act was established by the State of New Mexico to make money available for ambulance services, fire departments and rescue services; and

WHEREAS, funding is based on the number of EMS and rescue runs in combination with service area to determine the amount each service is awarded; and

WHEREAS, these funds will be utilized for training, travel/meals/schools and EMS supplies;

NOW, THEREFORE, BE IT RESOLVED BY THE GOVERNING BODY OF THE CITY OF HOBBS, NEW MEXICO, that the Mayor be and hereby is, authorized and directed to execute on behalf of the City of Hobbs an Application with the New Mexico Department of Health EMS Fund Act Local Funding Program for FY20.

PASSED, ADOPTED AND APPROVED this 22nd day of January, 2019.

SAM D. COBB, Mayor

ATTEST:

JAN FLETCHER, City Clerk



**EMS FUND ACT
LOCAL FUNDING PROGRAM
APPLICATION
FISCAL YEAR 2020**

Submit to:
EMS Bureau
1301 Siler Rd Bldg F
Santa Fe, NM 87507
Attn: Ann Martinez
505-476-8233

Due Date: January 25, 2019

To All Potential Applicants:

The EMS Fund Act was created for the purpose of making funds available to municipalities and counties, in proportion to their needs, for use in the establishment and enhancement of local emergency medical services in order to reduce injury and loss of life.

In any fiscal year, no less than seventy-five percent of the money in the fund shall be used for the local emergency medical services funding program to support the cost of supplies and equipment and operational costs other than salaries and benefits for emergency medical services personnel. This money shall be distributed to municipalities and counties on behalf of eligible local recipients, using a formula established pursuant to rules adopted by the department. The formula shall determine each municipality's and county's share of the fund based on the relative geographic size and population of each county. The formula shall also base the distribution of money for each municipality and county on the relative number of runs of each local recipient eligible to participate in the distribution. **To be eligible**, an applicant must be an incorporated municipality or county applying on behalf of a **local recipient** (publicly owned or contracted ambulance or air ambulance service, medical rescue service, fire department rescue service, regionalized emergency medical service agency; or other prehospital emergency medical service care provider based in state). Your service must also be compliant with NMEMSTARS Data V.3 Elite, and Medical Rescue Certification, if not a PRC Service. **NOTE: You must be transitioning over to V.3 by December 1, 2018 and contacted the EMS Bureau of your transfer.**

Your Application and Annual Report **must be postmarked or hand-delivered** to the EMS Bureau by **5:00pm on Friday, January 25, 2019**. Please adhere to the following instructions, as **incomplete applications will not be processed**:

- Submit an **ORIGINAL AND THREE (3) COPIES – Annual Service Report as well. Failure to make copies will result in an incomplete application and will not be accepted.** (faxed or emailed applications will not be accepted as well)
- **NO SPECIAL BINDING** (*one staple in the left top corner only- NO PAPERCLIPS or BINDERS*)
- Be sure to have necessary **SIGNATURES and NOTARY**.

Local Recipient:	Hobbs Municipal Ambulance Service		314331	
	<i>(EMS Service that will benefit)</i>		<i>(EMS Service #)</i>	
Mailing Address:	301 East White	Hobbs	NM	88240
	<i>(Street/Mailing Address)</i>	<i>(City)</i>	<i>(State)</i>	<i>(Zip)</i>
Contact Person:	1	2	x	3
	575-397-9308		575-397-9331	
	<i>(Business Phone #)</i>		<i>(Fax Phone #)</i>	
Contact Person:	Barry Young	Deputy Chief	byoung@hobbsnm.org	
	<i>(Name)</i>	<i>(Title)</i>	<i>(E-mail Address)</i>	

Applicant:	City of Hobbs			
	<i>(County or Municipality serving as Fiscal Agent)</i>			
Mailing Address:	200 East Broadway	Hobbs	NM	88240
	<i>(Mailing Address)</i>	<i>(City)</i>	<i>(State)</i>	<i>(Zip)</i>
Contact Person:	Toby Spears		Finance Director	
	<i>(Name)</i>		<i>(Title)</i>	
	575-397-9235	575-397-3257	tspears@hobbsnm.org	
<i>(Telephone #)</i>	<i>(Fax Phone #)</i>	<i>(E-mail Address)</i>		

EMS AGENCY FUNDING INFORMATION

The minimum distribution of funds is based on the following criteria. Assure the agency meets each criterion for the level for which the agency is applying. **If each box under a particular level cannot be checked off, the applying service may not be eligible to receive EMS Fund Act funds.** Choose **one (1) level** for which your service meets or exceeds the criteria.
(All responses are subject to review and verification).

Medical-Rescue Service Entry Level (\$1,500)	Medical-Rescue Service First Responder (\$3,000)	Medical-Rescue Service/Ambulance Basic Level (\$5,000)	Medical-Rescue Service/Ambulance Advance Level (\$7,000)
<input type="checkbox"/> Check if applicable Fifty percent (50%) of all runs are covered by a NM licensed First Responder (within two years of the initial request for funding).	<input type="checkbox"/> Check if applicable Eighty percent (80%) of all runs are covered by a NM licensed First Responder or NM licensed EMT, <u>minimum of two NM licensed personnel.</u>	<input type="checkbox"/> Check if applicable Eighty percent (80%) of all runs covered by a NM licensed EMT-Basic or higher NM licensed EMT personnel, <u>minimum of two NM licensed personnel.</u>	<input checked="" type="checkbox"/> Check if applicable Eighty percent (80%) of all runs covered by a NM licensed EMT-I or EMT-P level, <u>minimum of two NM licensed personnel.</u>
<input type="checkbox"/> Check if applicable Service has Basic medical supplies and equipment.	<input type="checkbox"/> Check if applicable Service has basic medical supplies and equipment.	<input type="checkbox"/> Check if applicable Service has basic medical supplies and equipment.	<input checked="" type="checkbox"/> Check if applicable Service has basic & advanced medical supplies and equipment.
<input type="checkbox"/> Check if applicable Service has mutual aid agreements. <u>Attached copy(s)</u>	<input type="checkbox"/> Check if applicable Service has mutual aid agreements. <u>Attached copy(s)</u>	<input type="checkbox"/> Check if applicable Service has mutual aid agreements or other cooperative plan(s) with first response or transporting ambulance service(s). <u>Attach copy(s)</u>	<input checked="" type="checkbox"/> Check if applicable Service has mutual aid agreements or other cooperative plan(s) with first response or transporting ambulance service(s). <u>Attach copy(s)</u>
<input type="checkbox"/> Check if applicable Service has a designated Training Coordinator.	<input type="checkbox"/> Check if applicable Service has a designated Training Coordinator.	<input type="checkbox"/> Check if applicable Service has a designated Training Coordinator.	<input checked="" type="checkbox"/> Check if applicable Service has a designated Training Coordinator.
<input type="checkbox"/> Check if applicable The Service is, or plans to submit all runs to NMEMSTARS Database	<input type="checkbox"/> Check if applicable The Service is submitting all runs to NMEMSTARS Database	<input type="checkbox"/> Check if applicable The Service is submitting all runs to NMEMSTARS Database	<input checked="" type="checkbox"/> Check if applicable The Service is submitting all runs to NMEMSTARS Database
<input type="checkbox"/> Check if applicable Service plans to routinely respond (defined as "available...24 hours per day, 7 days per week") when dispatched for all medical and traumatic emergencies within its primary response area.	<input type="checkbox"/> Check if applicable Routinely responds (defined as "available...24 hours per day, 7 days per week") when dispatched for all medical and traumatic emergencies within its primary response area.	<input type="checkbox"/> Check if applicable Routinely responds (defined as "available...24 hours per day, 7 days per week") when dispatched for all medical and traumatic emergencies within its primary response area.	<input checked="" type="checkbox"/> Check if applicable Routinely responds (defined as "available...24 hours per day, 7 days per week") when dispatched for all medical and traumatic emergencies within its primary response area.
<input type="checkbox"/> Check if applicable Service has a Medical Director if performing skills requiring Medical Direction (see Scope of Practice) and appropriate medical protocols.	<input type="checkbox"/> Check if applicable Service has a Medical Director if performing skills requiring Medical Direction (see Scope of Practice) and appropriate medical protocols.	<input type="checkbox"/> Check if applicable Service has a Medical Director and appropriate BLS medical protocols.	<input checked="" type="checkbox"/> Check if applicable Service has a Medical Director and appropriate BLS and ALS medical protocols.
<input type="checkbox"/> Check if applicable Service complies with NM EMS Bureau Medical Rescue Certification regulations	<input type="checkbox"/> Check if applicable Service complies with NM EMS Bureau Medical Rescue Certification regulations	<input type="checkbox"/> Check if applicable Service complies with PRC 18.4.2 NMAC or EMS Bureau Medical Rescue Certification regulations	<input checked="" type="checkbox"/> Check if applicable Service complies with PRC 18.4.2 NMAC or EMS Bureau Medical Rescue Certification regulations
			<input checked="" type="checkbox"/> Check if applicable If applicable, Service complies with Air Ambulance certification regulations 7.27.5 NMAC.

LIST OF ITEMS FOR WHICH FUNDS ARE REQUESTED

- Please complete the Equipment Inventory Report prior to listing your funding requests.
- Funds may only be utilized to support the cost of supplies and equipment and operational costs other than salaries and benefits for emergency medical personnel. Please round all estimated costs to the nearest \$100. **We must be realistic, please estimate amount closest to funding that service receives every year.**
- Use each number only once. (Use additional sheets if necessary.)

*Priority (Rank Order)	Description of Items <i>(Please list in appropriate category and provide adequate detail on each priority item)</i>	Estimated Cost (\$)
Repair and Maintenance:		
Training:		
1.	EMT, AEMT, Paramedic, PALS, ACLS, BLS, PHTLS	\$12,000
	EMT Prerequisite class	
	Licensure Renewals	
Mileage & Per Diem:		
2.	Travel to classes and conferences	\$8,000
	Travel to clinical and exam sites	
Supplies (Items Under \$500):		
3.	EMS Supplies	\$8,000
**Capital Outlay (Items Over \$500):		
Other Operational Costs:		
TOTAL AMOUNT OF REQUEST:		\$28,000

* Do not make all items Priority No. 1.

** For **Capital Outlay Projects** for which the service intends to “carry over” funds for multiple years in order to pay for a particularly expensive item, the following criteria must be documented and/or met:

- Maximum number of years for single project is 3 - 5 years
- Item and savings plan must be described, including amount designated for item each year
- Carry over request for designated project money must accompany the required end of year fiscal year expenditure report
- Amount of project designated money for the year and carry-over request amount must match
-

Note: If project changes, the designated project money must be returned unless bureau approval for other expenditure is Obtained (Communication is key here)

JUSTIFICATION OF TOP PRIORITIES

Please justify your priorities on this application in accordance with the type and level of service you provide and the resources and capabilities of other EMS services in the area. Why are these top priorities? (Use additional sheets if necessary.)

The top priority of the Hobbs Fire Department will continue to be training for personnel. The department requires each employee to be licensed to the level of Advanced (AEMT). With this requirement comes the cost of sending personnel to EMT, AEMT, and any prerequisites classes needed to obtain the licensure. Hobbs Fire Department is the sole EMS transport service in the community, and one of only three services within Lea County which provide an advanced level of care. The Hobbs Fire Department will continue to keep all personnel up to date with the latest standards provided through ACLS, PALS, BLS, PHTLS and any other necessary certification classes.

EMS Supplies are a recurring expense for the department, and must be maintained in order to provide the level of service expected by the community. Prices for medications and supplies continue to increase each and every year, and will continue to do so in the future.

SERVICE NAME:	
----------------------	--

EMS FUND ACT CERTIFICATION BY APPLICANT

STATE OF NEW MEXICO, **COUNTY OF** | Lea

Pursuant to the Emergency Medical Services Fund Act Program 7.27.4 NMAC, I the undersigned:
(TYPE OR PRINT)

Sam Cobb

Mayor **OR** Chairman, Board of Commissioners

City of Hobbs Lea

Municipality County

I do certify that the information contained in the application is true and correct to the best of my knowledge and information; and that the following specific conditions are satisfactorily met in accordance with the EMS Fund Act Program 7.27.4 NMAC:

- That the funds received will be expended only for the purposes stated in the application and approved by the EMS Bureau.
- That authorization of the chief executive of the incorporated municipality or county is required, on behalf of the local recipient on vouchers issued by the treasurer of the political subdivision.
- That accountability and reporting of these funds shall be in accordance with the requirements set forth by the Local Government Division of the New Mexico Department of Finance and Administration.
- That the funds distributed under the Act will not supplant other funds budgeted and designated for emergency medical service purposes.

Signature of Official Named Above *(Title)*

The above was sworn and subscribed to before this ___ day of _____, 20__.

Notary Public: _____

My commission expires: _____



PERSON COMPLETING FORM

Name:	Michael Prudencio	Battalion Chief EMS Coordinator
--------------	-------------------	---------------------------------

(Name) *(Title)*

Address: 301 East White

Hobbs	New Mexico	88240	
-------	------------	-------	--

(City) *(State)* *(Zip)* *(+4)*

575-397-9308				mprudencio@hobbsnm.org
--------------	--	--	--	------------------------

(Work Phone) *(Home Phone #)* *(Pager #)* *(Cellular Phone #)* *(E-mail Address)*

Signature: _____

FOR BUREAU USE ONLY

Reviewer: _____

Date Reviewed: _____

Approved: Yes No

Final Award: _____

Comments/Problem:

Date Corrected:

Equipment Inventory Report

The following equipment and disposable supplies are required by the Public Regulation Commission and the Medical Rescue Certification regulations. Items that are missing, broken or depleted should be considered as **top priority** items for funding requests. **(Please indicate below the number of items "on hand")**

Front of Vehicle Cab or Optimal Location:

Item Description	On Hand	Item Description	On Hand
Fire Extinguisher (2 lb) or (2 - 1lb)	7 - 10 lbs	Siren	7
Flashlight	14	Spare Tire	7
Fuses (appropriate sizes)	Various	Star of Life Displayed	Yes
Jack and Handle	7	Tool Box	7
Lug Wrench	7	Triage Tags for MCI's	200
Maps or Navigational equipment	14	U.S. DOT Emergency Response Guidebook	50
Patient Care Reports or Reporting System	10 tablets	Vehicle Registration	7
Roadway warning devices	14 sets	Vehicle Spotlight or auxiliary lighting	7
Service Specific Protocols and guidelines	All employees	Warning Lights	7
Other: <i>(Specify)</i>			

Communications Equipment

Item Description	On Hand	Item Description	On Hand
Dispatch Radio UHF/VHF	7	Spare Batteries/charger system	80/7
EMSCOM (UHF) Radio	7		
Other: <i>(Specify)</i>			

Personal Protective Equipment

Item Description	On Hand	Item Description	On Hand
Exam Gloves	100 boxes	Helmet with Face Shield	90
Eye Protection	90	N-95 mask (or > particulate mask)	300
Gloves (Leather or heavy duty)	100	Safety Vest/Jacket/(ANSI 2008 Compliant)	100
Hearing Protection	100	Splash Protection (disposable)	300
Other: <i>(Specify)</i>			

Diagnostic Equipment

Item Description	On Hand	Item Description	On Hand
Aneroid Sphygmomanometer with infant, pediatric, adult and obese size cuffs	25		
Entitled CO2 monitoring device (optional)	7	Pulse Oximeter	20
Glucose Monitoring Instrument	10	Stethoscope	75
Penlights	100	Thermometer (Patient)	15
Other: <i>(Specify)</i>			

Patient Compartment Equipment – If Applicable (Interior or Exterior)

Basic Level			
Item Description	On Hand	Item Description	On Hand
Adhesive Tape 1" and 2"	75	Oxygen Delivery Devices (Adult, Child and Infant Sizes)	150 each size
Auto Ventilator Devices (ATV/MTV)	0	Oxygen Supply Tubing	included
Bag Valve Mask Devices (Adult, Child and Infant)	90	Patient Restraints	25
Band-Aids (Assorted Sizes)	2000	Pediatric Drug Dosage Tape or chart	10
Biohazard Clean-up Supplies	500	Pediatric Restraint device/car seat	7
Biohazard Waste bags	500	Pillows	25
Blankets	200	Portable Oxygen Equipment	40
Body Bags	0	Portable Suction Unit	10
Cervical Collars - Rigid (Adult, Child and Infant)	100	Seated Spinal Immobilization Device	10
Cervical Immobilization Devices	10	Semi-Automatic Defibrillator with Pads	7
Chair Stretcher	7	Semi-Automatic Defibrillator Batteries	30
Cold Pack	140	Sharps Container	50
Cold Weather Warming Devices	24	Sheets	200
Dressings Assorted (4x4, Kerlex, 2x2, etc.)	2000	Shoulder/chest/extremity straps	14
Emesis Basin	200	Spinal Immobilization device/backboard	25
Field Stretcher (Scoop, Collapsible, Vacuum)	10	Splints, Extremity (Rigid, Air, Vacuum)	25
Foil Blanket	25	Sterile Burn Sheets	50
Hand Sanitizer	30 tubs	Sterile Gloves (Assorted Sizes)	20
Heat Pack	140	Sterile Water	50
Inhalation Therapy Equipment	150	Stokes Basket	2
Installed Oxygen System	7	Suction Catheters (Soft & Rigid)	200
Latex/Vinyl Gloves (Non-Sterile) (Small, Medium, Large, X-Large)	100 boxes all sizes	Supraglottic Airway Devices	40
Long Backboard	25	Multi-lumen Airway Devices	40
Multi-level Stretcher	9	Laryngeal Airway Devices	40
Multi-Lumen Airways	40	Towels	100
Obstetrical Kit with Sterile Scissors or Equivalent to cutting umbilical cord	20	Traction Splint	20
Nasopharyngeal Airways	50	Trauma Dressings	200
Occlusive Dressings	40	Trauma Shears	100
On-Board Suction System	7	Triangular Bandages	200
On-Board Oxygen Supply	7	Urinal (Male and Female)	50
Oropharyngeal Airway (Sizes 0 – 5, Infant – Adult)	50 each		
Pharmacological Equipment/Medications as approved by the NM Scope of Practice for First Responder,			(Circle) Yes

EMT-Basic and the Service Medical Director			No
Other: <i>(Specify)</i>			
Advance Level			
Alcohol and Betadine Prep Pads	4000	IV Fluid (Normal Saline, D5W, LR)	240
Cardiac Monitor/ Defibrillator/Ext. Pacer (Manual)	7	Laryngoscope Blades – Adult	25
Chest Decompression Catheters	25	Laryngoscope Blades – Peds	0
Cricothyroidotomy Kit	25	Laryngoscope Handle	15
EKG Monitor Electrodes	2000	Magill Forceps	15
Electrode Defib Pads	40	Needles (Assorted Gauges)	300
		Pediatric Fluid Control Device	0
Endotracheal Tubes (Assorted)	20 each size	Scalpels	50
Ext. Cardiac Pacing Pads	20	Syringes (1cc, 3cc, 5cc, 10cc)	100
Infusion Pumps	0	Toomey Syringe (60cc)	20
Inhalation Therapy Equipment	150	Tubes, Blood Drawing (Assorted Sizes and Types)	100
Intraosseous Needles	60	Tubing, IV Administration (60gtts)	200
IV Catheters	300	Tubing, IV Administration Set (10gtts – 20gtts)	500
Pharmacological Equipment/Medications as approved by the NM Scope of Practice for EMT-Intermediate and EMT- Paramedic, and the Service Medical Director			(Circle) Yes No
Other: <i>(Specify)</i>			

Mutual Aid Agreement
And
Master Firefighting / Emergency Medical Services Plan

For The Fire and Emergency Medical Service Agencies of

Lea County, New Mexico

Adopted
1988

Revised
October 10, 2000

**MUTUAL AID AGREEMENT
AND
MASTER FIREFIGHTING / EMERGENCY MEDICAL SERVICES
PLAN**

WHEREAS, each municipality within Lea County having a Fire Department and/or EMS has, by contract with Lea County, obligated itself to provide firefighting & emergency medical service (EMS) to areas adjacent to its municipal boundaries and to all areas within a reasonable distance from the municipality; and

WHEREAS, all Fire and EMS Departments in Lea County have made it a practice to respond wherever needed, this sometimes leading to jurisdictional controversies; and

WHEREAS, there has developed a need to 1) define and assign geographic areas of responsibility not currently within any Department's established jurisdiction; 2) define working rules by which all Departments will abide; and 3) establish contractual authority by which the Fire and/or EMS Department of one party can operate within another party's jurisdiction, when called upon to do so in the event of an emergency.

To accomplish these purposes, the undersigned parties enter into this Agreement, to be effective immediately, and to continue indefinitely thereafter.

1. **Geographic Areas:** Lea County does hereby assign, and each party undersigned does hereby accept primary firefighting and EMS responsibility for the area assigned to it below:

City of Tatum: **Area 1** *legally described as follows* - Beginning at the NW corner of Section 6, Township 9 South, Range 32 East; thence East to the NE corner of Section 4, Township 9 South, Range 38 East; thence South to the SE corner of Section 35, Township 13 South, Range 38 East; thence West to the SW corner of Section 31, Township 13 South, Range 32 East; thence South to CR 108, Section 13, Township 14 South, Range 34 East, following CR 108 to the junction of NM Highway 457; thence North to the SW corner of Section 34, Township 13 South, Range 33 East; following CR 189 to Section 7, Township 13 South, Range 32 East; thence North to the NW Corner of Section 6, Township 11 South, Range 32 East; thence West to Section 4, Township 11 South, Range 32 E; thence North to the point of beginning.

City of Lovington: **Area 2** *legally described as follows* -Beginning at the NE corner of Section 2, T14S, R38E; thence South along the NM/Tex state line to US Highway 82; thence in a Southwesterly direction along US Highway 82 to CR 89; thence South along CR 89 to the SE corner of Section 1, T16S, R37E; thence West along State Highway 83 to the SE corner of Section 4, T16S, R37E; thence South to CR 78; thence West along CR 78 to State Highway 483; thence South along State Highway 483 to the SE corner of Section 33, T17S, R36E; thence West to the SW corner of Section 35, T17S, R34E; thence North to State Highway 82, thence in a Northwesterly direction along State Highway 457 to the junction of CR 108; thence East following CR 108 to Section 13, T14S, R34E; thence North to the NW corner of Section 6, T14S, R35E; thence East to the point of beginning.

Lovington EMS Addendum: *legally described as follows* - Beginning at the NE corner of Section 2, Township 14 South, Range 38 East; thence South along the New Mexico/Texas State line to NM Highway 133; thence West to NM highway 132 continuing West on County Road 88 to County Road 87; thence South to the SE corner of Section 14, Township 17 South, Range 37 East; thence West to NM 483; thence South to the SE corner of Section 33, Township 17 South, Range 36 East; thence West to the Lea/Eddy County line at the SW corner of Section 31, Township 17 South, Range 32 East; thence North following the County line to the NW corner of Section 6, Township 14 South; Range 32 East; thence East to CR 457; thence South on CR 457 to CR108; thence East along CR 108 to Section 13, Township 14 South, Range 34 East; thence East to the New Mexico/Texas state line to the point of beginning.

Maljamar Fire District: **Area 3** *legally described as follows* -Beginning at a point of CR 159 and the county line; thence Southeasterly along CR 159 to the junction of State Highway 457; thence Southeasterly along State Highway 457 to US Highway 82, thence South to US Highway 62/180; thence in a Southwesterly direction along US Highway 62/180 to the county line; thence North to the NW corner of Section 6 T16S, R32E; thence East to the SW corner of Section 31 T15S, R32E; thence North to the point of beginning.

Knowles Fire District: **Area 4** *legally described as follows* - Beginning at the NW corner of Section 10, T17S, R36E; thence East along CR 78 to the NE corner of Section 9, T17S, R37E; thence North to State Highway 83; thence East along State Highway 83 to the NE corner of Section 12, T16S, R37E; thence North along CR 89 to US Highway 82; thence in a Northeasterly direction along US Highway 82 to the NM/Tex State line; thence South along the NM/Tex State line to a point 660 feet South of the SE corner of Section 29, T17S R39E; thence West to a point 6600 feet South of the SW corner of Section 28, T17S, R38E; thence

North to the SW corner of Section 28, T17S, R38E; thence West to the SW corner of Section 27, T17S, R36E; thence North to the point of beginning.

City of Hobbs: Area 5 *legally described as follows* - Beginning at the NW corner of Section 34, T17S, R36E; thence East to the SW corner of Section 28, T17S, R38E; thence South 660 feet; thence East to a point 660 feet South of the SE corner of Section 29, T17S, R39E; thence South along the NM/Tex state line to the SE corner of Section 5, T20S, R39E; thence West to State Highway 18; thence South along State Highway 18 to CR 45; thence West along CR 45 to the West line of Section 8, T20S, R38E; thence North to 62/180; thence West along 62/180 to the NE corner of Section 1, T19S, R37E; thence South to the SE corner of Section 12, T19S, R37E; thence West to the SW corner of Section 10, T19S, R37E; thence North to 62/180; thence West along 62/180 to State Highway 483; thence North along State Highway 483 to the SE corner of Section 28, T18S R36E; thence West to the SW corner of the SE 1/4 of Section 28; thence East to State Highway 483; thence North to the point of beginning.

Hobbs EMS Addendum: *legally described as follows* - Beginning at the Northeast corner of the Northwest 1/4 of Section 29, Township 16 S, Range 39 E. Thence West 8.5 miles to the Northwest corner of Section 25, Township 16 S, Range 37 E. Thence 5 miles South to the Northwest Corner of Section 24, Township 17 S, Range 37 E. Thence 8 miles West to the Northwest corner of Section 22, Township 17 S, Range 36 E. Thence 3 miles South along State Road 483, to the Northwest corner of Section 3, Township 18 S, Range 36 E. Thence 27 miles West to the Northwest corner of Section 6, Township 18 S, Range 32 E. Thence 17.5 miles South, along the Lea/Eddy County line, to the Southwest corner of the Northwest 1/4 of Section 31, Township 20 S, Range 32 E. Thence 43.5 miles Northeast to the Southeast corner of the Southwest 1/4 of Section 5, Township 20 S, Range 39 E. Thence 21 miles North along the New Mexico/Texas State line, to the point of beginning.

Monument Fire District: Area 6 *legally described as follows* -Beginning at the NW corner of Section 2, T18S, R34E, thence East to State Highway 483; thence South along State Highway 483 to the NE corner of the SE 1/4 of Section 28, T18S, R36E; thence West to the NW corner of the SE 1/4 of Section 28; thence South to the SW corner of the SE 1/4 of Section 28; thence East to State Highway 483; thence South along State Highway 483 to State Highway 62/180; thence East along State Highway 62/180 to the NE corner of Section 4, T19S, R37E; thence South to the NW corner of Section 16, T19S, R37E; thence East to the NE corner of Section 13, T19S, R37E; thence North to the NW corner of Section 6, T19S, R38E; thence East to the NE corner of Section 6, T19S, R38E; thence South to the SE corner of Section 31, T20S, R38E; thence West to the SW corner of Section 31, T20S, R32E; thence North to US Highway 62/180; thence in a Northeasterly direction along US Highway 62/180 to the SE corner of Section 27, T19S, R34E; thence North to the point of beginning.

City of Eunice: Area 7 *legally described as follows* - Beginning at the NW corner of Section 6, T21S, R32E; thence East to the SE corner of Section 31, T20S, R38E, thence North to CR 45, thence East along CR 45 to State Highway 18, thence North along State Highway 18 to the NW corner of Section 11, T20S, R38E; thence East to the NE corner of Section 8 T20S, R39E; thence South along the NM/Tex State line to the SE corner of Section 21, T23S, R38E; thence West to the SW corner of Section 19, T23S, R32E; thence North to the point of beginning.

City of Jal: Area 8 *legally described as follows* - Beginning at the NW corner of Section 30, T23S, R32E; thence East to the NE corner of Section 28, T23S, R38E; thence South along the NM/Tex state line to the SE

corner of Section 33, T26S, R38E; thence West along the NM/Tex state line to the SW corner of Section 31 T26S, R32E; thence North along the county line to the point of beginning.

2. Definitions

- A. For the area assigned to it, each party shall be referred to as the "*primary unit*". When another party responds to a call for assistance outside its assigned area, it shall be referred to as a "*secondary unit*".
- B. A State registered, certificated Ambulance Service is operated by the municipalities of Eunice, Hobbs, Jal, Lovington, and Tatum.
- C. A State registered, Medical Rescue Service with transport capability is operated by the Lea County, Knowles Fire Department.
- D. A State approved, Medical Rescue Service without transport capability is operated by the Lea County, Monument and Maljamar Fire Departments.
- E. A Fire /Arson Task force shall be available to all Fire Departments in Lea County. This Task Force may be activated as deemed necessary for the investigation of fires that would normally overtax the resources of an individual department. (*see addendum #3*)

3. Incident Command System

The Incident Command System shall be used on all mutual aid emergencies. (*see addendum #1*)

4. Rights and Obligations of a Primary Unit

A primary unit shall have these rights and obligations with respect to its assigned area:

- A. The right to receive all calls for its area and to be the first response to all fires and emergency medical emergencies in its area, unless specified by other interdepartmental agreements or automatic mutualaid;
- B. The right to call on the other parties to this agreement for assistance as a secondary unit;
- C. The right to select what parties to call upon for assistance, dependant upon what equipment, resources, and additional personnel is needed;
- D. The right to call upon another party to this agreement to provide standby fire/EMS protection for its own district or municipality as it commits its resources to the ongoing emergency;
- E. The right to command the cooperative firefighting/EMS effort in its area and to assign specific

tasks and objectives to a secondary unit;

- F. The right to discharge a secondary unit from an emergency scene;
- G. When responding into the assigned fire district of another department as the primary unit on EMS calls (including motor vehicle accidents), the primary unit has the obligation to immediately notify said department in order to initiate first response and provide rescue if needed. It is in the best interest of the patient(s) to receive emergency medical aid as soon as possible upon initiating a call.

5. Rights and Obligations of a Secondary Unit

In relation to the rights of a primary unit, as enunciated above, a secondary unit shall have these corresponding rights and obligations:

- A. The obligation to forward all fire/EMS calls for areas other than its own area:
 - 1) To the department responsible for the subject area, and if no adequate response, then:
 - 2) To the Lea County Sheriff's Central Dispatch Office for appropriate response.
- B. The obligation to give secondary response assistance or standby assistance when and as requested to do so by a primary unit, subject to a secondary unit's right to keep its own district or municipality adequately protected;
- C. The obligation to accept and assume the tasks assigned to it by a primary unit so long as the assignment does not unreasonably endanger the secondary unit's personnel or equipment;
- D. The obligation to depart the scene when discharged by the primary unit;
- E. The obligation to notify the primary unit when the secondary unit declines to accept the task assigned to it and when the secondary unit chooses to disengage from a cooperative effort;
- F. The right to call upon another party to this agreement to provide standby fire/EMS protection for the secondary unit's district or municipality as it commits its resources to a response in another area;
- G. The right to be released from further service by the primary unit when the secondary unit's services are no longer needed.

6. Multi-Area Fires

- A. When a primary unit and two or more secondary units are involved in firefighting the same fire and the fire burns from one area into another area, the secondary unit responsible for that area

may disengage from the cooperative firefighting effort and elect to fight that portion of the fire in its own area. The other secondary units at the scene shall remain under the command of the original primary unit unless said primary unit chooses to release said secondary unit or transfer command.

- B. When a party responds to a fire thinking it to be in its area, but discovers that it is in another party's area, the responding party shall commence the firefighting effort and notify the other party of the fire in its area. If the other party is requested to respond, it shall be obligated to respond and have the right to assume command of the firefighting effort when it arrives.
- C. When two fire departments are involved in fighting the same fire and the fire burns from one area into the other's area, the right to assume command shall reside with the primary unit into whose area the fire burned.
- D. Change in Command or Passing of Command must be clearly communicated between the incoming and out-going Officers in charge. It shall not be assumed and should be a formal transfer that shall be conducted in person and via radio communications between the Officers. The party in command shall have the obligation and responsibilities of command until command is specifically and formally passed to another.

7. **Multi Casualty Medical Response**
(see addendum #2 / to be added at a later date)

8. **Compensation and Reimbursement**

Each municipal party to this agreement will be compensated by Lea County for its firefighting services outside of its municipal boundaries pursuant to annual contract entered into under the authority of Section 4-38-5 N.M.S.A., 1978. Each party will bear its own costs and expenses in responding to fires pursuant to this agreement. Each party, however, reserves the right to make claims against the other parties to this agreement based on negligence.

9. **Chain of Command**

- A. Personnel and equipment brought to an Emergency scene by a primary unit or a secondary unit shall remain at all times under the control and direction of that primary unit or secondary unit, even when such personnel and equipment may become intermingled with personnel and equipment from other Departments. Correspondingly, no Commander from one Department shall assume or attempt to assume command of personnel and equipment from another Department.

- B. Whenever the circumstances described in paragraphs 4 and 5 above affect the Emergency activities, said activities shall be promptly and clearly communicated to the Incident Commander, either in person or by radio communication. It is the responsibility of the secondary unit or the involved office to so notify the Incident Commander, so proper management plans may be terminated, created or altered.

10. Mutual Aid within Municipal and Fire District Boundaries

Each party may call upon all other parties to this agreement to render assistance to it within its own Municipal or Fire District boundaries. In calling for assistance and in responding to such calls, the terms set forth above shall apply.

11. Good Faith

All parties will construe and abide by the provisions of this agreement in good faith.

12. Miscellaneous

This plan and agreement will continue in full force and effect as written for all those that remain a party to it. A party may withdraw by giving written notice to the County Manager, but it must do so at least 30 days prior to the withdrawal date. This plan and agreement may only be modified in writing and adopted by all those a party to it at the time the modification is proposed. Approval of this agreement by the State Fire Marshal is a condition precedent to adoption by the Lea County Board of Commissioners. This agreement is meant to be construed in a manner consistent with state law and all rules and regulations promulgated by the State Fire Marshal's office.

"Addendum #1"

3. Incident Command System

The Incident Command System shall be used on all mutual aid emergencies.

A. Establishing Command

1. The first arriving fire department member or "primary unit" shall assume command of the incident. The initial Incident Commander shall remain in command until command is transferred or the incident is stabilized and terminated.
2. The first member or "primary unit" on the scene must initiate whatever parts of the Incident Command System are needed to effectively manage the incident scene.
3. The first arriving fire department unit activates the command process by giving an initial size up report and identifying command.
4. Identifying Command: The radio designation Command will be used along with the Geographical Location of the incident. (i.e. "Rose Road Command", "Highway 18 Command").
5. Should the first arriving member be a "secondary unit" they shall assume command until a "primary unit" arrives on the scene. The first arriving "primary unit" may elect to allow the "secondary unit" to remain in command if deemed necessary at that time.
6. Where two or more fire departments are operating in mutual aid at an incident scene, the State Fire Frequency should be designated as the primary command channel.
7. On smaller incident scenes, the Incident Commander may elect for all units to operate on the State Fire Frequency.

8. On larger incident scenes where it is necessary to utilize sector assignments, the Incident Commander may elect to allow units operating in a sector (under the direction of a Sector Officer) to use their departments operations frequency with the Sector Officer reporting to the Incident Commander on the State Fire Frequency. This is assuming a sector will be manned with personnel and equipment from the same department.
9. The Command Post location as well as any staging areas shall be elected and announced to all units arriving on the incident scene.

B. Transfer of Command

1. The first arriving fire department member or "primary unit" arriving on the scene will automatically assume command.
2. Later arriving, higher ranking officers may choose to assume command, or assume advisor positions.
3. The officer assuming command will communicate with the person being relieved by radio or face-to-face. Face-to-face is the preferred method to transfer command.
4. The person being relieved of command will brief the officer assuming command concerning pertinent information about the incident scene.
5. The person being relieved of command will be assigned to best advantage by the officer assuming command.
6. Command shall not be passed to an officer who is not on the scene.
7. The arrival of a ranking officer on the incident scene does not mean that command has been transferred to that officer. Command is only transferred when the outlined transfer of command process has been completed.
8. The Incident Commander has complete authority and responsibility for the incident scene.

C. Incident Command Structure

1. The Incident Commander must initiate whatever parts of the Incident Command System are needed to effectively manage the incident scene.

2. The Incident Commander may elect to assign personnel to any or all of the following parts of the Incident Command System Staff.

- | | |
|---------------------------|----------------|
| a. Operations | e. Information |
| b. Planning | f. Safety |
| c. Logistics | g. Liaison |
| d. Finance/Administration | |

3. The Incident Commander is responsible for any command function that is not assigned to other personnel on scene. Depending on the size of the incident all of the command functions may not be needed.
4. On larger incident scenes, it may be necessary to assign equipment and personnel to sectors (i.e. Fire, EMS, North, West or Extrication Sectors).
5. For incident scenes involving Ground Cover Fires it is recommended to identify sectors using Compass Directional Assignments. (i.e. North, South, East and West Sectors).
6. For Structure Fires where the incident has an odd geographical layout-not obvious north, south east and west-the front of the building is designated "Sector A" and the remaining sides are given a radio designation of B, C and D in a Clockwise manner. "Sector A" will always indicate the front of the building.

"Addendum #2"

7. Multi Casualty Medical Response

(To be added later)

"Addendum # 3"

2. Definitions

E. Fire / Arson Task Force

This document authorizes the formation of a permanent Task Force consisting of members of the Lea County Fire Departments, (paid and volunteer). This Task Force may be activated as deemed necessary for the investigation of fires that would normally overtax the resources of an individual department. The Task Force is also authorized to meet as deemed necessary to train it's members in the different aspects of fire / arson investigation. Membership shall also be open to law enforcement entities operating within Lea County.

- *Purpose Statement* - The Lea County Fire / Arson Task Force will bring together emergency responders within the County for the purpose of educating it's members in fire cause determination and arson investigation. A goal of the group will be to reduce dollar loss through arson prevention and control. Current resources will be pooled in an effort to maximize the use of individual expertise at fire scenes in Lea County, in order to provide quality cause and origin determination, as well as arson investigation when necessary. Training will be provided by State and Nationally certified fire investigators in the aforementioned areas.

IN WITNESS WHEREOF, each party undersigned has entered into this agreement on the date indicated by its duly authorized representative.

Sharric Overton 9-14-2000
Sharric Overton, Fire Chief
Eunice Fire Department

Sharric Overton 9-12-00
~~Don Rezac~~, Mayor
City of Eunice

Andy Graham 5-3-00
Andy Graham, Fire Chief
Hobbs Fire Department

Jimmy Woodfin 5-15-00
Jimmy Woodfin, Mayor
City of Hobbs

Ronnie Walls 8/27/00
Ronnie Walls, Fire Chief
Jal Fire Department

Mary C. Ekins Aug 14, 2000
Mary C. Ekins, Mayor
City of Jal

Ionn Kemp 8-17-00
Ionn Kemp, Service Director
City of Jal Ambulance Service

Perry Williams 09/14/00
Perry Williams, Fire Chief
Lovington Fire Department

Troy L. Harris 9-15-00
Troy L. Harris, Mayor
City of Lovington

Phillip Jones 09-15-2000
Phillip Jones, Fire Chief
Tatum Fire Department

Betty C. Rickman 9-15-2000
Betty C. Rickman, Mayor
City of Tatum

Sandy Webb 9/14/00
Sandy Webb, Fire Chief
Monument Fire Department

Jimmy Wilbanks 9-15-00
Jimmy Wilbanks, Fire Chief
Maljamar Fire Department

John Farmer 9-14-00
John Farmer, Fire Chief
Knowles Fire Department

Dennis Holmberg 10/4/00
Dennis Holmberg, County Manager
County of Lea



EMS ANNUAL SERVICE REPORT
Fiscal Year 2020
 Due Date: January 25, 2019

Submit to:
 EMS Bureau
 1301 Siler Rd Bldg. F
 Santa Fe, NM 87507
 Attn: Ann Martinez
 505-476-8233

Service Name:	Hobbs Municipal Ambulance Service
	<i>(EMS Service)</i>

Mailing Address:	301 East White Street			
	<i>(Mailing Address)</i>			
	Hobbs	New Mexico	88240	
	<i>(City)</i>	<i>(State)</i>	<i>(Zip)</i>	<i>(+4)</i>
Contact Person:	Barry Young		Deputy Chief	
	<i>(Name)</i>		<i>(Title)</i>	
	575-397-9308		575-397-9331	byoung@hobbsnm.org
	<i>(Business Phone)</i>	<i>(Emergency Phone)</i>	<i>(Fax)</i>	<i>(E-mail Address)</i>
Administration:	City of Hobbs			
	<i>(County or Municipality)</i>			
	200 East Broadway			
	<i>(Mailing Address)</i>			
	Hobbs	New Mexico	88240	
	<i>(City)</i>	<i>(State)</i>	<i>(Zip)</i>	<i>(+4)</i>
Contact Person:	Toby Spears		Finance Director	
	<i>(Name)</i>		<i>(Title)</i>	
	575-397-9235	575-397-9257	tspears@hobbsnm.org	
	<i>(Telephone #)</i>	<i>(Fax Phone #)</i>	<i>(E-mail Address)</i>	
EMS Region:	Region I	Region II	Region III	x

Physical Location of Ambulance/Medical Rescue Facilities				
#1				
Name of Facility:	Hobbs Fire Department Station #1			
	N 32 41 54.3	W 103 08 009		
	<i>Latitude</i>	<i>Longitude</i>		
Street Address:	301 East White Street			
	Hobbs	New Mexico	88240	
	<i>(City)</i>	<i>(State)</i>	<i>(Zip)</i>	<i>(+4)</i>
#2				
Name of Facility:	Hobbs Fire Department Station #2			
	N 32 43 50	W 103 08 009		
	<i>Latitude</i>	<i>Longitude</i>		
Street Address:	2300 North Jefferson			
	Hobbs	New Mexico	88240	
	<i>(City)</i>	<i>(State)</i>	<i>(Zip)</i>	<i>(+4)</i>
<i>(Use additional pages as necessary)</i>				

SERVICE INFORMATION

Service Name:	Hobbs Municipal Ambulance Service
	<i>(EMS Service)</i>

Type of Service (Must Check Only One)		Affiliation Type (Mark Primary Affiliation Only)	
<input checked="" type="checkbox"/>	Certified PRC Ambulance	<input type="checkbox"/>	Private for-profit with a County or Municipality Contract
<input type="checkbox"/>	Certified Medical/Rescue Service (Non-transport)	<input type="checkbox"/>	Private non-profit with a County or Municipality Contract
<input type="checkbox"/>	Certified Medical/Rescue Service (Transport Capable)	<input type="checkbox"/>	Fire Dept.-based
<input type="checkbox"/>	Emergency Medical Dispatch Agency	<input type="checkbox"/>	Law Enforcement or Department of Public Safety-based
<input type="checkbox"/>	Special Event(s) Agency	<input type="checkbox"/>	Clinic-based
<input type="checkbox"/>	Air Ambulance with a County or Municipality Contract	<input type="checkbox"/>	Hospital-based
<input type="checkbox"/>	Other (Please Specify):	<input type="checkbox"/>	County-based
		<input type="checkbox"/>	Municipality-based
PRC Certification #	12327	<input type="checkbox"/>	Tribal
Medical Rescue Certification #		<input type="checkbox"/>	Other (Please Specify):
# of Years in Operation 50			
EMS Calls		Local Receiving Hospital(s)	
Received By (Mark One)	Dispatched by (Mark One)		Lea Regional Medical Center
<input type="checkbox"/>	Basic 911	<input type="checkbox"/>	Ambulance Service
<input checked="" type="checkbox"/>	Enhanced 911	<input type="checkbox"/>	Central Dispatch
<input type="checkbox"/>	Local Phone	<input type="checkbox"/>	Fire Department
		<input type="checkbox"/>	Location of Dispatch:
		<input type="checkbox"/>	Law Enforcement

EMERGENCY MEDICAL SERVICES PERSONNEL					
LICENSED NUMBER OF PERSONNEL BY TRAINING LEVEL					
	Paid (Indicate Part Time/Full Time)	Volunteer*		Paid (Indicate Part Time/Full Time)	Volunteer*
EMS First Responder	0		Emergency Medical Dispatch Instructor	1	
EMT Basic	14		Nurse		
EMT Intermediate	40		Physician		
EMT Paramedic	16		Driver		
Emergency Medical Dispatcher	0		Other	3	
*Volunteer may include those paid by the run or other non-salary arrangement.					

LICENSED EMS PERSONNEL					
List all personnel who are currently providing pre-hospital care with your service and identify their state certification or licensure levels, state certification or license numbers, and expiration dates. Also, please indicate the completion date of their emergency vehicle operator's course, if applicable. <i>(Use additional pages as necessary.)</i>					
Name	Licensure Level	License Number	License Expiration Date	EVOC Course Date	Paid/Volunteer
See Attachment					
See attachment					

Service Name:	Hobbs Municipal Ambulance Service
	<i>(EMS Service)</i>

GROUND AMBULANCE/MEDICAL RESCUE VEHICLE DRIVERS (Non-EMS Personnel)				
List all non-EMS personnel who are functioning as drivers for your service, and indicate the date of completion of their Bureau approved vehicle operator's course. Also, indicate any medical training they may have completed, for information purposes only. (Use additional sheets as necessary.)				
Name	Driver's License Number and State	EVOC Course Date	Class of NMDL	Other Medical Training


GROUND AMBULANCE/MEDICAL RESCUE VEHICLES									
Enter the total number of each type of vehicle used by your service. <i>(Mandatory)</i>									
Type I:		Type IV:							
Type II:		Medical/Rescue:							
Type III:	7	Other – Explain:							
List all ambulance/medical rescue units, which are currently used by your service to provide patient transportation or first response. Indicate each vehicle's year, make, model, type (I, II, III, IV), license number, date of manufacture, whether two wheel or four-wheel drive, patient capacity for supine patients, and the current mileage. <i>(Mandatory)</i> <i>(Use additional pages as necessary)</i>									
Year	Make And Model	Type of Vehicle	License Number	State Assigned EMSCOM Radio Unit Number	Manufacture Date	2WD or 4WD	Transport Patient Capacity	Mileage	Annual Inspection Date
	See attachment								
<i>(Please provide a list of all emergency response units in your department (include engines, brush trucks, etc.)</i>									

Service Name:	Hobbs Municipal Ambulance Service		
	<i>(EMS Service)</i>		

VEHICLE PREVENTIVE MAINTENANCE PROGRAM				
1. Do you have a Vehicle Preventive Maintenance Program in place?	<input checked="" type="checkbox"/>	Yes	<input type="checkbox"/>	No
If "Yes", please attach a copy of your program.				
2. Indicate the frequency of vehicle inspections:	<input checked="" type="checkbox"/>	Daily	<input type="checkbox"/>	Weekly
	<input type="checkbox"/>		<input type="checkbox"/>	Monthly
	<input type="checkbox"/>		<input type="checkbox"/>	Quarterly
3. Attach Annual Safety Inspection for all units. (PRC ONLY)				

OPERATIONS PLAN				
Please provide information on the Operations Plan for your service.				
1. Do you have an Operations Plan?	<input checked="" type="checkbox"/>	Yes	<input type="checkbox"/>	No
2. Are operational and medical protocols included in the Operations Plan?	<input checked="" type="checkbox"/>	Yes	<input type="checkbox"/>	No
3. What was the effective date of your Operations Plan?	1/1/2014			
4. Please provide a map of the coverage area for your service.				

QUALITY ASSURANCE REVIEW				
1. Do you have an internal quality assurance/improvement mechanism in place?	<input checked="" type="checkbox"/>	Yes	<input type="checkbox"/>	No
If "Yes", please attach a brief description.				
2. Indicate the dates of this year's quality assurance review activities.				
Reviews are conducted:	<input checked="" type="checkbox"/>	Daily	<input type="checkbox"/>	Weekly
	<input type="checkbox"/>		<input type="checkbox"/>	Monthly
	<input type="checkbox"/>		<input type="checkbox"/>	Quarterly
	<input type="checkbox"/>		<input type="checkbox"/>	Annually
DATES OF REVIEW				
DATE	DATE	DATE	DATE	DATE
Oct 18	Nov 18	Dec. 18	Jan. 18	Feb. 18
Mar. 18	April 18	May 18	June 18	July 18
Aug. 18	Sept. 18			

SERVICE DIRECTOR/CHIEF				
Name:	Manny Gomez		Fire Chief	
	<i>(Name)</i>		<i>(Title)</i>	
Address:	301 East White Street		Hobbs	New Mexico 88240
	<i>(Street/Mailing)</i>		<i>(City)</i>	<i>(State)</i> <i>(Zip)</i>
575-397-9308				mgomez@hobbsnm.org
<i>(Work Phone)</i>	<i>(Home Phone #)</i>	<i>(Pager #)</i>	<i>(Cellular Phone #)</i>	<i>(E-mail Address)</i>
Signature:				

Service Name:	Hobbs Municipal Ambulance Service		
	(EMS Service)		

SERVICE MEDICAL DIRECTOR				
Name:	Chad Carver	Medical Doctor		95-23
	(Name)	(Title)		(License #)
Address:	P.O. Box 1233	Lovington	New Mexico	88260
	(Street/Mailing)	(City)	(State)	(Zip)
575-396-9051		575-704-9373	chad.carver@nlgh.org	
(Work Phone)	(Home Phone #)	(Pager #)	(Cellular Phone #)	(E-mail Address)
*In signing this application I am certifying that I am actively providing medical direction for this EMS Service.				
*Signature:	<i>Chad Carver MD</i> 1/10/2019			

SERVICE TRAINING COORDINATOR				
Name:	Michael Prudencio	Battalion chief	00021943	Paramedic
	(Name)	(Title)	(License #)	(Level)
Address:	301 East White Street	Hobbs	New Mexico	88240
	(Street/Mailing)	(City)	(State)	(Zip)
575-397-9308			mprudencio@hobbsnm.org	
(Work Phone)	(Home Phone #)	(Pager #)	(Cellular Phone #)	(E-mail Address)
Signature:	<i>Michael Prudencio</i> 1/10/2019			

PERSON COMPLETING FORM				
Name:	Michael Prudencio	Battalion Chief		
	(Name)	(Title)		
Address:	301 East White Street	Hobbs	New Mexico	88240
	(Street/Mailing)	(City)	(State)	(Zip)
575-397-9308			mprudencio@hobbsnm.org	
(Work Phone)	(Home Phone #)	(Pager #)	(Cellular Phone #)	(E-mail Address)
Signature:	<i>Michael Prudencio</i> 1/10/2019			

The above was sworn and subscribed to before this 10th Day of January, 2019

[Signature]
Notary Public

September 29, 2021
My Commission Expires



Hobbs Fire Department

Quality Assurance Program

The Hobbs Fire Department has contracted to Shelley Cooley, Registered Flight Nurse from Native Air to initiate the QA/QI process for the fire department. The reports are reviewed on a daily basis by Shelley, and QA/QI notes are made to each individual when necessary. All providers receive a QA/QI note from Shelley Cooley, and the note is also sent to the Deputy Chief of the Department. The Medical Director for the department is copied into any QA note where there is a question of protocols and/or medication usage.

Follow up on these QA notes is completed by the Deputy Fire Chief at this time. Personnel are required to follow up on any QA not from Shelley Cooley or the department. The Battalion Chief's from each shift are made aware of any issues with their personnel regarding EMS Activities. The department holds a monthly QA/QI meeting with each shift to discuss any issues which were made apparent throughout the process. Training needs are identified throughout this whole process, and subsequent training sessions are held with each shift.

Hobbs Fire Department Vehicle Preventative Maintenance

The Hobbs Fire Department has a biweekly preventative maintenance program in place. Each apparatus goes through a thorough bumper to bumper inspection every two weeks. If a vehicle is in need of repair, it is sent to our city garage and the city mechanics make repairs which they are able. If the problem with the vehicle is beyond their knowledge, it will be sent to the closest dealership for repairs to be made. All maintenance logs are kept at city garage and also in our Capers program.

ANNUAL VEHICLE INSPECTION REPORT

MEDLC 1

VEHICLE HISTORY RECORD	
REPORT NUMBER	FLEET UNIT NUMBER
41149627	1656
DATE 17 OCTOBER 2017	

MOTOR CARRIER OPERATOR Hobbs Fire Department.	INSPECTOR'S NAME (PRINT OR TYPE) Luis E. Ojeda.
ADDRESS 309 E. white st.	THIS INSPECTOR MEETS THE QUALIFICATION REQUIREMENTS IN SECTION 396.19. <input checked="" type="checkbox"/> YES
CITY, STATE, ZIP CODE Hobbs, NM, 88240	VEHICLE IDENTIFICATION (✓ AND COMPLETE) <input type="checkbox"/> LIC. PLATE NO. <input checked="" type="checkbox"/> VIN <input type="checkbox"/> OTHER 7GB6GUCLXG1144568
VEHICLE TYPE <input type="checkbox"/> TRACTOR <input type="checkbox"/> TRAILER <input type="checkbox"/> TRUCK <input type="checkbox"/> BUS <input checked="" type="checkbox"/> (OTHER) AMBULANCE.	INSPECTION AGENCY/LOCATION (OPTIONAL) City of Hobbs Garage.

VEHICLE COMPONENTS INSPECTED											
OK	NEEDS REPAIR	REPAIRED DATE	ITEM	OK	NEEDS REPAIR	REPAIRED DATE	ITEM	OK	NEEDS REPAIR	REPAIRED DATE	ITEM
			1. BRAKE SYSTEM				6. SAFE LOADING				10. TIRES
✓			a. Service Brakes				a. Part(s) of vehicle or condition of loading such that the spare tire or any part of the load or dunnage can fall onto the roadway.	✓			a. Tires on any steering axle of a power unit.
✓			b. Parking Brake System				b. Protection against shifting cargo.	✓			b. All other tires.
✓			c. Brake Drums or Rotors	✓			c. Container securement devices on intermodal equipment.	NA			c. Installation of speed-restricted tires unless specifically designated by motor carrier.
✓			d. Brake Hose					✓			
✓			e. Brake Tubing	✓				NA			
NA			f. Low Pressure Warning Device	NA				✓			
NA			g. Tractor Protection Valve					✓			
NA			h. Air Compressor					✓			
NA			i. Electric Brakes					✓			
✓			j. Hydraulic Brakes					✓			
✓			k. Vacuum Systems	✓				✓			
✓			l. Antilock Brake System	✓							
NA			m. Automatic Brake Adjusters								
			2. COUPLING DEVICES				7. STEERING MECHANISM				11. WHEELS AND RIMS
NA			a. Fifth Wheels	✓			a. Steering Wheel Free Play				a. Lock or Side Ring
NA			b. Pintle Hooks				b. Steering Column	✓			b. Wheels and Rims
NA			c. Drawbar/Towbar Eye	✓			c. Front Axle Beam and All Steering Components Other Than Steering Column				c. Fasteners
NA			d. Drawbar/Towbar Tongue	✓			d. Steering Gear Box				d. Welds
NA			e. Safety Devices	✓			e. Pitman Arm				
NA			f. Saddle-Mounts	✓			f. Power Steering				
			3. EXHAUST SYSTEM				8. SUSPENSION				12. WINDSHIELD GLAZING
✓			a. Exhaust system leaking forward of or directly below the driver/sleeper compartment.	✓			a. Any U-bolt(s), spring hanger(s), or other axle positioning part(s) cracked, broken, loose or missing resulting in shifting of an axle from its normal position.	✓			Requirements and exceptions as stated pertaining to any crack, discoloration or vision reducing matter (reference 393.60 for exceptions).
✓			b. Bus exhaust system leaking or discharging in violation of standard.	✓			b. Spring Assembly				
✓			c. Exhaust system likely to burn, char, or damage the electrical wiring, fuel supply, or any combustible part of the motor vehicle.	✓			c. Torque, Radius or Tracking Components				
			4. FUEL SYSTEM				9. FRAME				13. WINDSHIELD WIPERS
✓			a. Visible leak.	✓			a. Frame Members	✓			Any power unit that has an inoperative wiper, or missing or damaged parts that render it ineffective.
✓			b. Fuel tank filler cap missing.	✓			b. Tire and Wheel Clearance				
✓			c. Fuel tank securely attached.	✓			c. Adjustable Axle Assemblies (Sliding Subframes)				
			5. LIGHTING DEVICES								14. MOTORCOACH SEATS
✓			All lighting devices and reflectors required by Part 393 shall be operable.	NA				✓			Any passenger seat that is not securely fastened to the vehicle structure.
											15. OTHER
											List any other condition(s) which may prevent safe operation of this vehicle.

INSTRUCTIONS: MARK COLUMN ENTRIES TO VERIFY INSPECTION: ✓ OK, X NEEDS REPAIR, NA IF ITEMS DO NOT APPLY, _____ REPAIRED DATE

CERTIFICATION: THIS VEHICLE HAS PASSED ALL THE INSPECTION ITEMS FOR THE ANNUAL VEHICLE INSPECTION IN ACCORDANCE WITH 49 CFR PART 396.

ANNUAL VEHICLE INSPECTION REPORT

MEDIC 2

VEHICLE HISTORY RECORD	
REPORT NUMBER	FLEET UNIT NUMBER
47749695	1657
DATE 10/23/17	

MOTOR CARRIER OPERATOR Hobbs Fire Dept.	INSPECTOR'S NAME (PRINT OR TYPE) Luis E. Ojeda.
ADDRESS	THIS INSPECTOR MEETS THE QUALIFICATION REQUIREMENTS IN SECTION 396.19. <input checked="" type="checkbox"/> YES
CITY, STATE, ZIP CODE Hobbs, NM, 88240	VEHICLE IDENTIFICATION (✓ AND COMPLETE) <input type="checkbox"/> LIC. PLATE NO. <input checked="" type="checkbox"/> VIN <input type="checkbox"/> OTHER 1GB6GUCL7G1140896
VEHICLE TYPE <input type="checkbox"/> TRACTOR <input type="checkbox"/> TRAILER <input type="checkbox"/> TRUCK <input type="checkbox"/> BUS <input checked="" type="checkbox"/> (OTHER) Ambulance.	INSPECTION AGENCY/LOCATION (OPTIONAL) City of Hobbs Garage.

VEHICLE COMPONENTS INSPECTED												
OK	NEEDS REPAIR	REPAIRED DATE	ITEM	OK	NEEDS REPAIR	REPAIRED DATE	ITEM	OK	NEEDS REPAIR	REPAIRED DATE	ITEM	
			1. BRAKE SYSTEM				6. SAFE LOADING				10. TIRES	
✓			a. Service Brakes				a. Part(s) of vehicle or condition of loading such that the spare tire or any part of the load or dunnage can fall onto the roadway.	✓	X	10/23/17	a. Tires on any steering axle of a power unit.	
✓			b. Parking Brake System				b. Protection against shifting cargo.			4.0.	b. All other tires.	
✓			c. Brake Drums or Rotors	✓			c. Container securement devices on intermodal equipment.	✓			c. Installation of speed-restricted tires unless specifically designated by motor carrier.	
✓			d. Brake Hose									
✓			e. Brake Tubing									
n/a			f. Low Pressure Warning Device	✓								
n/a			g. Tractor Protection Valve	n/a								
n/a			h. Air Compressor									
n/a			i. Electric Brakes									
✓			j. Hydraulic Brakes	✓								
✓			k. Vacuum Systems	✓								
✓			l. Antilock Brake System	✓								
n/a			m. Automatic Brake Adjusters	✓								
			2. COUPLING DEVICES				7. STEERING MECHANISM				11. WHEELS AND RIMS	
n/a			a. Fifth Wheels	✓			a. Steering Wheel Free Play	✓			a. Lock or Side Ring	
n/a			b. Pintle Hooks	✓			b. Steering Column	✓			b. Wheels and Rims	
n/a			c. Drawbar/Towbar Eye	✓			c. Front Axle Beam and All Steering Components Other Than Steering Column	✓			c. Fasteners	
n/a			d. Drawbar/Towbar Tongue	✓			d. Steering Gear Box	✓			d. Weids	
n/a			e. Safety Devices	✓			e. Pitman Arm					
n/a			f. Saddle-Mounts	✓			f. Power Steering					
			3. EXHAUST SYSTEM				8. SUSPENSION				12. WINDSHIELD GLAZING	
✓			a. Exhaust system leaking forward of or directly below the driver/sleeper compartment.	✓			a. Any U-bolt(s), spring hanger(s), or other axle positioning part(s) cracked, broken, loose or missing resulting in shifting of an axle from its normal position.	✓			Requirements and exceptions as stated pertaining to any crack, discoloration or vision reducing matter (reference 393.60 for exceptions).	
✓			b. Bus exhaust system leaking or discharging in violation of standard.	✓			b. Spring Assembly					
✓			c. Exhaust system likely to burn, char, or damage the electrical wiring, fuel supply, or any combustible part of the motor vehicle.	✓			c. Torque, Radius or Tracking Components					
			4. FUEL SYSTEM				9. FRAME				13. WINDSHIELD WIPERS	
✓			a. Visible leak.	✓			a. Frame Members	✓	X	10/23/17	Any power unit that has an inoperative wiper, or missing or damaged parts that render it ineffective.	
✓			b. Fuel tank filler cap missing.	✓			b. Tire and Wheel Clearance			4.0.		
✓			c. Fuel tank securely attached.	✓			c. Adjustable Axle Assemblies (Sliding Subframes)					
			5. LIGHTING DEVICES							14. MOTORCOACH SEATS		
✓			All lighting devices and reflectors required by Part 393 shall be operable.	n/a						✓		Any passenger seat that is not securely fastened to the vehicle structure.
									15. OTHER			
									List any other condition(s) which may prevent safe operation of this vehicle.			

INSTRUCTIONS: MARK COLUMN ENTRIES TO VERIFY INSPECTION: ✓ OK, X NEEDS REPAIR, NA IF ITEMS DO NOT APPLY, _____ REPAIRED DATE

CERTIFICATION: THIS VEHICLE HAS PASSED ALL THE INSPECTION ITEMS FOR THE ANNUAL VEHICLE INSPECTION IN ACCORDANCE WITH 49 CFR PART 396.

ANNUAL VEHICLE INSPECTION REPORT

Medic 3

VEHICLE HISTORY RECORD	
REPORT NUMBER	FLEET UNIT NUMBER
41149565	
DATE 30 October 2017	

MOTOR CARRIER OPERATOR Hobbs Fire Dept.	INSPECTOR'S NAME (PRINT OR TYPE) Luis E. Ojeda-
ADDRESS 301 E. White St.	THIS INSPECTOR MEETS THE QUALIFICATION REQUIREMENTS IN SECTION 396.19. <input checked="" type="checkbox"/> YES
CITY, STATE, ZIP CODE Hobbs, NM, 88240	VEHICLE IDENTIFICATION (✓ AND COMPLETE) <input type="checkbox"/> LIC. PLATE NO. <input checked="" type="checkbox"/> VIN <input type="checkbox"/> OTHER 7GB6GVCL9G1145386
VEHICLE TYPE <input type="checkbox"/> TRACTOR <input type="checkbox"/> TRAILER <input type="checkbox"/> TRUCK <input type="checkbox"/> BUS <input checked="" type="checkbox"/> (OTHER) Ambulance.	INSPECTION AGENCY LOCATION (OPTIONAL) City of Hobbs Garage.

VEHICLE COMPONENTS INSPECTED																				
OK	NEEDS REPAIR	REPAIRED DATE	ITEM	OK	NEEDS REPAIR	REPAIRED DATE	ITEM	OK	NEEDS REPAIR	REPAIRED DATE	ITEM									
1. BRAKE SYSTEM																				
✓			a. Service Brakes				a. Part(s) of vehicle or condition of loading such that the spare tire or any part of the load or dunnage can fall onto the roadway.	✓			a. Tires on any steering axle of a power unit.									
✓			b. Parking Brake System	✓			b. Protection against shifting cargo.	✓			b. All other tires.									
✓			c. Brake Drums or Rotors				c. Container securement devices on intermodal equipment.	NA			c. Installation of speed-restricted tires unless specifically designated by motor carrier.									
✓			d. Brake Hose				7. STEERING MECHANISM						a. Tires on any steering axle of a power unit.							
✓			e. Brake Tubing				a. Steering Wheel Free Play				b. All other tires.									
NA			f. Low Pressure Warning Device	✓			b. Steering Column				c. Installation of speed-restricted tires unless specifically designated by motor carrier.									
NA			g. Tractor Protection Valve	NA			c. Front Axle Beam and All Steering Components Other Than Steering Column				11. WHEELS AND RIMS									
NA			h. Air Compressor				d. Steering Gear Box	✓			a. Lock or Side Ring									
NA			i. Electric Brakes				e. Pitman Arm	✓			b. Wheels and Rims									
✓			j. Hydraulic Brakes				f. Power Steering	✓			c. Fasteners									
✓			k. Vacuum Systems	✓			g. Ball and Socket Joints	✓			d. Welds									
✓			l. Antilock Brake System	✓			h. Tie Rods and Drag Links				12. WINDSHIELD GLAZING									
NA			m. Automatic Brake Adjusters	✓			i. Nuts				Requirements and exceptions as stated pertaining to any crack, discoloration or vision reducing matter (reference 393.60 for exceptions).									
2. COUPLING DEVICES																				
NA			a. Fifth Wheels	✓			j. Steering System				13. WINDSHIELD WIPERS									
NA			b. Pintle Hooks				8. SUSPENSION						Any power unit that has an inoperative wiper, or missing or damaged parts that render it ineffective.							
NA			c. Drawbar/Towbar Eye	✓			a. Any U-bolt(s), spring hanger(s), or other axle positioning part(s) cracked, broken, loose or missing resulting in shifting of an axle from its normal position.				14. MOTORCOACH SEATS									
NA			d. Drawbar/Towbar Tongue	✓			b. Spring Assembly	✓			Any passenger seat that is not securely fastened to the vehicle structure.									
NA			e. Safety Devices	✓			c. Torque, Radius or Tracking Components				15. OTHER									
NA			f. Saddle-Mounts	✓			9. FRAME						List any other condition(s) which may prevent safe operation of this vehicle.							
3. EXHAUST SYSTEM																				
✓			a. Exhaust system leaking forward of or directly below the driver/sleeper compartment.	✓			a. Frame Members													
✓			b. Bus exhaust system leaking or discharging in violation of standard.	✓			b. Tire and Wheel Clearance													
✓			c. Exhaust system likely to burn, char, or damage the electrical wiring, fuel supply, or any combustible part of the motor vehicle.	✓			c. Adjustable Axle Assemblies (Sliding Subframes)													
4. FUEL SYSTEM																				
✓			a. Visible leak.	✓			1. BRAKE SYSTEM													
✓			b. Fuel tank filler cap missing.				a. Service Brakes													
✓			c. Fuel tank securely attached.	✓			b. Parking Brake System													
5. LIGHTING DEVICES																				
✓			All lighting devices and reflectors required by Part 393 shall be operable.	NA			c. Brake Drums or Rotors													
INSTRUCTIONS: MARK COLUMN ENTRIES TO VERIFY INSPECTION: ✓ OK, X NEEDS REPAIR, NA IF ITEMS DO NOT APPLY, _____ REPAIRED DATE																				

CERTIFICATION: THIS VEHICLE HAS PASSED ALL THE INSPECTION ITEMS FOR THE ANNUAL VEHICLE INSPECTION IN ACCORDANCE WITH 49 CFR PART 396.

ANNUAL VEHICLE INSPECTION REPORT

Medic 4

VEHICLE HISTORY RECORD	
REPORT NUMBER	FLEET UNIT NUMBER
41087170	1558
DATE 31 October 2017	

MOTOR CARRIER OPERATOR Hobbs Fire Dept	INSPECTOR'S NAME (PRINT OR TYPE) Luis E. Ojeda
ADDRESS 301 E. White St	THIS INSPECTOR MEETS THE QUALIFICATION REQUIREMENTS IN SECTION 396.19. <input checked="" type="checkbox"/> YES
CITY, STATE, ZIP CODE Hobbs NM, 88240	VEHICLE IDENTIFICATION (✓ AND COMPLETE) <input type="checkbox"/> LIC. PLATE NO. <input checked="" type="checkbox"/> VIN <input type="checkbox"/> OTHER 1GB6G5C13E1141000
VEHICLE TYPE <input type="checkbox"/> TRACTOR <input type="checkbox"/> TRAILER <input type="checkbox"/> TRUCK <input type="checkbox"/> BUS <input checked="" type="checkbox"/> (OTHER) Ambulance	INSPECTION AGENCY/LOCATION (OPTIONAL) City of Hobbs - Garage

VEHICLE COMPONENTS INSPECTED											
OK	NEEDS REPAIR	REPAIRED DATE	ITEM	OK	NEEDS REPAIR	REPAIRED DATE	ITEM	OK	NEEDS REPAIR	REPAIRED DATE	ITEM
			1. BRAKE SYSTEM				6. SAFE LOADING				10. TIRES
✓			a. Service Brakes				a. Part(s) of vehicle or condition of loading such that the spare tire or any part of the load or dunnage can fall onto the roadway.	✓			a. Tires on any steering axle of a power unit.
✓			b. Parking Brake System	✓			b. Protection against shifting cargo.	✓			b. All other tires.
✓			c. Brake Drums or Rotors				c. Container securement devices on intermodal equipment.	NA			c. Installation of speed-restricted tires unless specifically designated by motor carrier.
✓			d. Brake Hose								
✓			e. Brake Tubing								
NA			f. Low Pressure Warning Device	✓							
NA			g. Tractor Protection Valve	NA							
NA			h. Air Compressor								
NA			i. Electric Brakes								
NA			j. Hydraulic Brakes								
✓			k. Vacuum Systems	✓			7. STEERING MECHANISM	✓			11. WHEELS AND RIMS
✓			l. Antilock Brake System	✓			a. Steering Wheel Free Play	✓			a. Lock or Side Ring
NA			m. Automatic Brake Adjusters	✓			b. Steering Column	✓			b. Wheels and Rims
✓			2. COUPLING DEVICES	✓			c. Front Axle Beam and All Steering Components Other Than Steering Column	✓			c. Fasteners
✓			a. Fifth Wheels	✓			d. Steering Gear Box	✓			d. Welds
✓			b. Pintle Hooks	✓			e. Pitman Arm				
✓			c. Drawbar/Towbar Eye	✓			f. Power Steering				
✓			d. Drawbar/Towbar Tongue	✓			g. Ball and Socket Joints				
✓			e. Safety Devices	✓			h. Tie Rods and Drag Links				
✓			f. Saddle-Mounts	✓			i. Nuts				
✓			3. EXHAUST SYSTEM	✓			j. Steering System				
✓			a. Exhaust system leaking forward of or directly below the driver/sleeper compartment.	✓			8. SUSPENSION	✓			12. WINDSHIELD GLAZING
✓			b. Bus exhaust system leaking or discharging in violation of standard.	✓			a. Any U-bolt(s), spring hanger(s), or other axle positioning part(s) cracked, broken, loose or missing resulting in shifting of an axle from its normal position.				Requirements and exceptions as stated pertaining to any crack, discoloration or vision reducing matter (reference 393.60 for exceptions).
✓			c. Exhaust system likely to burn, char, or damage the electrical wiring, fuel supply, or any combustible part of the motor vehicle.	✓			b. Spring Assembly				
✓				✓			c. Torque, Radius or Tracking Components				
✓			4. FUEL SYSTEM	✓			9. FRAME				13. WINDSHIELD WIPERS
✓			a. Visible leak.	✓			a. Frame Members				Any power unit that has an inoperative wiper, or missing or damaged parts that render it ineffective.
✓			b. Fuel tank filler cap missing.	✓			b. Tire and Wheel Clearance				
✓			c. Fuel tank securely attached.	✓			c. Adjustable Axle Assemblies (Sliding Subframes)				
✓			5. LIGHTING DEVICES	NA							14. MOTORCOACH SEATS
✓			All lighting devices and reflectors required by Part 393 shall be operable.								Any passenger seat that is not securely fastened to the vehicle structure.
											15. OTHER
											List any other condition(s) which may prevent safe operation of this vehicle.

INSTRUCTIONS: MARK COLUMN ENTRIES TO VERIFY INSPECTION: ✓ OK, X NEEDS REPAIR, NA IF ITEMS DO NOT APPLY. REPAIRED DATE

CERTIFICATION: THIS VEHICLE HAS PASSED ALL THE INSPECTION ITEMS FOR THE ANNUAL VEHICLE INSPECTION IN ACCORDANCE WITH 49 CFR PART 396.

ANNUAL VEHICLE INSPECTION REPORT

MEDIC 5.

VEHICLE HISTORY RECORD	
REPORT NUMBER	FLEET UNIT NUMBER
41149587	1557
DATE 26 October 2017	

MOTOR CARRIER OPERATOR Hobbs Fire Dept.	INSPECTOR'S NAME (PRINT OR TYPE) Luis E. Ojeda.
ADDRESS 301 E. White St.	THIS INSPECTOR MEETS THE QUALIFICATION REQUIREMENTS IN SECTION 396.19. <input checked="" type="checkbox"/> YES
CITY, STATE, ZIP CODE Hobbs NM, 88240	VEHICLE IDENTIFICATION (✓ AND COMPLETE) <input type="checkbox"/> LIC. PLATE NO. <input checked="" type="checkbox"/> VIN <input type="checkbox"/> OTHER 1GB6G5CL6E1141122
VEHICLE TYPE <input type="checkbox"/> TRACTOR <input type="checkbox"/> TRAILER <input type="checkbox"/> TRUCK <input type="checkbox"/> BUS <input checked="" type="checkbox"/> (OTHER) Ambulance.	INSPECTION AGENCY/LOCATION (OPTIONAL) City of Hobbs Garage

VEHICLE COMPONENTS INSPECTED											
OK	NEEDS REPAIR	REPAIRED DATE	ITEM	OK	NEEDS REPAIR	REPAIRED DATE	ITEM	OK	NEEDS REPAIR	REPAIRED DATE	ITEM
			1. BRAKE SYSTEM				5. SAFE LOADING				10. TIRES
✓			a. Service Brakes	✓			a. Part(s) of vehicle or condition of loading such that the spare tire or any part of the load or dunnage can fall onto the roadway.	✓			a. Tires on any steering axle of a power unit.
✓			b. Parking Brake System	✓			b. Protection against shifting cargo.	✓			b. All other tires.
✓			c. Brake Drums or Rotors	✓			c. Container securement devices on intermodal equipment.	✓			c. Installation of speed-restricted tires unless specifically designated by motor carrier.
✓			d. Brake Hose	✓				✓			
✓			e. Brake Tubing	✓				✓			
NA			f. Low Pressure Warning Device	NA				✓			
NA			g. Tractor Protection Valve	NA				✓			
NA			h. Air Compressor	NA				✓			
NA			i. Electric Brakes	NA				✓			
✓			j. Hydraulic Brakes	✓				✓			
✓			k. Vacuum Systems	✓				✓			
✓			l. Antilock Brake System	✓				✓			
NA			m. Automatic Brake Adjusters	NA				✓			
			2. COUPLING DEVICES				7. STEERING MECHANISM				11. WHEELS AND RIMS
NA			a. Fifth Wheels	✓			a. Steering Wheel Free Play	✓			a. Lock or Side Ring
NA			b. Pintle Hooks	✓			b. Steering Column	✓			b. Wheels and Rims
NA			c. Drawbar/Towbar Eye	✓			c. Front Axle Beam and All Steering Components Other Than Steering Column	✓			c. Fasteners
NA			d. Drawbar/Towbar Tongue	✓			d. Steering Gear Box	✓			d. Welds
NA			e. Safety Devices	✓			e. Pitman Arm	✓			
NA			f. Saddle-Mounts	✓			f. Power Steering	✓			
			3. EXHAUST SYSTEM				8. SUSPENSION				12. WINDSHIELD GLAZING
✓			a. Exhaust system leaking forward of or directly below the driver/sleeper compartment.	✓			a. Any U-bolt(s), spring hanger(s), or other axle positioning part(s) cracked, broken, loose or missing resulting in shifting of an axle from its normal position.	✓			Requirements and exceptions as stated pertaining to any crack, discoloration or vision reducing matter (reference 393.60 for exceptions).
✓			b. Bus exhaust system leaking or discharging in violation of standard.	✓			b. Spring Assembly	✓			
✓			c. Exhaust system likely to burn, char, or damage the electrical wiring, fuel supply, or any combustible part of the motor vehicle.	✓			c. Torque, Radius or Tracking Components	✓			
			4. FUEL SYSTEM				9. FRAME				13. WINDSHIELD WIPERS
✓			a. Visible leak.	✓			a. Frame Members	✓			Any power unit that has an inoperative wiper, or missing or damaged parts that render it ineffective.
✓			b. Fuel tank filler cap missing.	✓			b. Tire and Wheel Clearance	✓			
✓			c. Fuel tank securely attached.	✓			c. Adjustable Axle Assemblies (Sliding Subframes)	✓			
			5. LIGHTING DEVICES								14. MOTORCOACH SEATS
✓			All lighting devices and reflectors required by Part 393 shall be operable.	NA				✓			Any passenger seat that is not securely fastened to the vehicle structure.
											15. OTHER
											List any other condition(s) which may prevent safe operation of this vehicle.

INSTRUCTIONS: MARK COLUMN ENTRIES TO VERIFY INSPECTION: ✓ OK, X NEEDS REPAIR, NA IF ITEMS DO NOT APPLY, _____ REPAIRED DATE

CERTIFICATION: THIS VEHICLE HAS PASSED ALL THE INSPECTION ITEMS FOR THE ANNUAL VEHICLE INSPECTION IN ACCORDANCE WITH 49 CFR PART 396.

ANNUAL VEHICLE INSPECTION REPORT

Medic 6

VEHICLE HISTORY RECORD	
REPORT NUMBER	FLEET UNIT NUMBER
41149697	1464
DATE 27 October 2017	

MOTOR CARRIER OPERATOR Hobbs Fire Dept.	INSPECTOR'S NAME (PRINT OR TYPE) Luis E. Ojeda
ADDRESS 301 E. White St.	THIS INSPECTOR MEETS THE QUALIFICATION REQUIREMENTS IN SECTION 396.19. <input checked="" type="checkbox"/> YES
CITY, STATE, ZIP CODE Hobbs NM, 88240	VEHICLE IDENTIFICATION (✓ AND COMPLETE) <input type="checkbox"/> LIC. PLATE NO. <input checked="" type="checkbox"/> VIN <input type="checkbox"/> OTHER 1GB6G5CL4D1157737
VEHICLE TYPE <input type="checkbox"/> TRACTOR <input type="checkbox"/> TRAILER <input type="checkbox"/> TRUCK <input type="checkbox"/> BUS <input checked="" type="checkbox"/> (OTHER) Ambulance.	INSPECTION AGENCY/LOCATION (OPTIONAL)

VEHICLE COMPONENTS INSPECTED											
OK	NEEDS REPAIR	REPAIRED DATE	ITEM	OK	NEEDS REPAIR	REPAIRED DATE	ITEM	OK	NEEDS REPAIR	REPAIRED DATE	ITEM
1. BRAKE SYSTEM											
<input checked="" type="checkbox"/>			a. Service Brakes					<input checked="" type="checkbox"/>			a. Tires on any steering axle of a power unit.
<input checked="" type="checkbox"/>			b. Parking Brake System					<input checked="" type="checkbox"/>			b. All other tires.
<input checked="" type="checkbox"/>			c. Brake Drums or Rotors	<input checked="" type="checkbox"/>				<input checked="" type="checkbox"/>			c. Installation of speed-restricted tires unless specifically designated by motor carrier.
<input checked="" type="checkbox"/>			d. Brake Hose								
<input checked="" type="checkbox"/>			e. Brake Tubing								
<input checked="" type="checkbox"/>			f. Low Pressure Warning Device	<input checked="" type="checkbox"/>							
<input checked="" type="checkbox"/>			g. Tractor Protection Valve								
<input checked="" type="checkbox"/>			h. Air Compressor								
<input checked="" type="checkbox"/>			i. Electric Brakes								
<input checked="" type="checkbox"/>			j. Hydraulic Brakes								
<input checked="" type="checkbox"/>			k. Vacuum Systems								
<input checked="" type="checkbox"/>			l. Antilock Brake System	<input checked="" type="checkbox"/>							
<input checked="" type="checkbox"/>			m. Automatic Brake Adjusters								
2. COUPLING DEVICES											
<input checked="" type="checkbox"/>			a. Fifth Wheels								
<input checked="" type="checkbox"/>			b. Pintle Hooks								
<input checked="" type="checkbox"/>			c. Drawbar/Towbar Eye	<input checked="" type="checkbox"/>							
<input checked="" type="checkbox"/>			d. Drawbar/Towbar Tongue	<input checked="" type="checkbox"/>							
<input checked="" type="checkbox"/>			e. Safety Devices	<input checked="" type="checkbox"/>							
<input checked="" type="checkbox"/>			f. Saddle-Mounts	<input checked="" type="checkbox"/>							
3. EXHAUST SYSTEM											
<input checked="" type="checkbox"/>			a. Exhaust system leaking forward of or directly below the driver/sleeper compartment.								
<input checked="" type="checkbox"/>			b. Bus exhaust system leaking or discharging in violation of standard.								
<input checked="" type="checkbox"/>			c. Exhaust system likely to burn, char, or damage the electrical wiring, fuel supply, or any combustible part of the motor vehicle.	<input checked="" type="checkbox"/>							
4. FUEL SYSTEM											
<input checked="" type="checkbox"/>			a. Visible leak.								
<input checked="" type="checkbox"/>			b. Fuel tank filler cap missing.								
<input checked="" type="checkbox"/>			c. Fuel tank securely attached.	<input checked="" type="checkbox"/>							
5. LIGHTING DEVICES											
<input checked="" type="checkbox"/>			All lighting devices and reflectors required by Part 393 shall be operable.								
6. SAFE LOADING											
			a. Part(s) of vehicle or condition of loading such that the spare tire or any part of the load or dunnage can fall onto the roadway.								
			b. Protection against shifting cargo.								
			c. Container securement devices on intermodal equipment.								
7. STEERING MECHANISM											
			a. Steering Wheel Free Play								
			b. Steering Column								
			c. Front Axle Beam and All Steering Components Other Than Steering Column								
			d. Steering Gear Box								
			e. Pitman Arm								
			f. Power Steering								
			g. Ball and Socket Joints								
			h. Tie Rods and Drag Links								
			i. Nuts								
			j. Steering System								
8. SUSPENSION											
			a. Any U-bolt(s), spring hanger(s), or other axle positioning part(s) cracked, broken, loose or missing resulting in shifting of an axle from its normal position.								
			b. Spring Assembly								
			c. Torque, Radius or Tracking Components								
9. FRAME											
			a. Frame Members								
			b. Tire and Wheel Clearance								
			c. Adjustable Axle Assemblies (Sliding Subframes)								
10. TIRES											
			a. Tires on any steering axle of a power unit.								
			b. All other tires.								
			c. Installation of speed-restricted tires unless specifically designated by motor carrier.								
11. WHEELS AND RIMS											
			a. Lock or Side Ring								
			b. Wheels and Rims								
			c. Fasteners								
			d. Welds								
12. WINDSHIELD/GLAZING											
			Requirements and exceptions as stated pertaining to any crack, discoloration or vision reducing matter (reference 393.60 for exceptions).								
13. WINDSHIELD WIPERS											
			Any power unit that has an inoperative wiper, or missing or damaged parts that render it ineffective.								
14. MOTORCOACH SEATS											
			Any passenger seat that is not securely fastened to the vehicle structure.								
15. OTHER											
			List any other condition(s) which may prevent safe operation of this vehicle.								

INSTRUCTIONS: MARK COLUMN ENTRIES TO VERIFY INSPECTION: OK, X NEEDS REPAIR, NA IF ITEMS DO NOT APPLY, _____ REPAIRED DATE

CERTIFICATION: THIS VEHICLE HAS PASSED ALL THE INSPECTION ITEMS FOR THE ANNUAL VEHICLE INSPECTION IN ACCORDANCE WITH 49 CFR PART 396.

ANNUAL VEHICLE INSPECTION REPORT

MEDIC 7

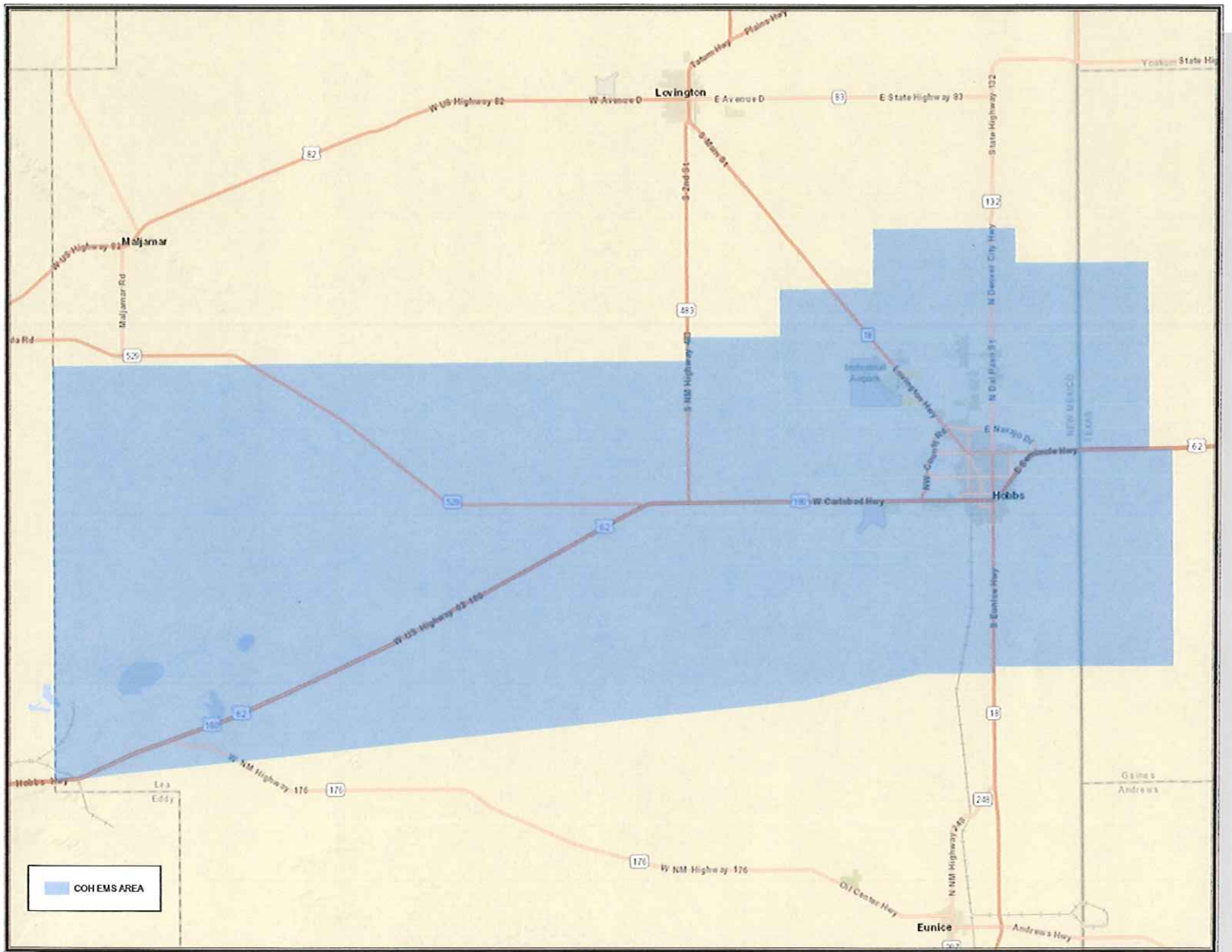
VEHICLE HISTORY RECORD	
REPORT NUMBER	FLEET UNIT NUMBER
47037132	1465
DATE 16 October 2017	

MOTOR CARRIER OPERATOR Hobbs Fire Dept	INSPECTOR'S NAME (PRINT OR TYPE) Louis E. Diado
ADDRESS 7501 E. White St	THIS INSPECTOR MEETS THE QUALIFICATION REQUIREMENTS IN SECTION 396.19. <input checked="" type="checkbox"/> YES
CITY, STATE, ZIP CODE Hobbs, NM 88240	VEHICLE IDENTIFICATION (✓ AND COMPLETE) <input type="checkbox"/> LIC. PLATE NO. <input checked="" type="checkbox"/> VIN <input type="checkbox"/> OTHER 1BPAEECTD1157436
VEHICLE TYPE <input type="checkbox"/> TRACTOR <input type="checkbox"/> TRAILER <input type="checkbox"/> TRUCK <input type="checkbox"/> BUS <input checked="" type="checkbox"/> (OTHER) Ambulance	INSPECTION AGENCY/LOCATION (OPTIONAL) City of Hobbs Garage

VEHICLE COMPONENTS INSPECTED											
OK	NEEDS REPAIR	REPAIRED DATE	ITEM	OK	NEEDS REPAIR	REPAIRED DATE	ITEM	OK	NEEDS REPAIR	REPAIRED DATE	ITEM
			1. BRAKE SYSTEM				6. SAFE LOADING				10. TIRES
✓			a. Service Brakes				a. Part(s) of vehicle or condition of loading such that the spare tire or any part of the load or dunnage can fall onto the roadway.	✓			a. Tires on any steering axle of a power unit.
✓			b. Parking Brake System				b. Protection against shifting cargo.	✓			b. All other tires.
✓			c. Brake Drums or Rotors				c. Container securement devices on intermodal equipment.				c. Installation of speed-restricted tires unless specifically designated by motor carrier.
✓			d. Brake Hose								
✓			e. Brake Tubing								
✓			f. Low Pressure Warning Device								
✓			g. Tractor Protection Valve								
✓			h. Air Compressor								
✓			i. Electric Brakes								
✓			j. Hydraulic Brakes								
✓			k. Vacuum Systems								
✓			l. Antilock Brake System								
✓			m. Automatic Brake Adjusters								
			2. COUPLING DEVICES				7. STEERING MECHANISM				11. WHEELS AND RIMS
✓			a. Fifth Wheels				a. Steering Wheel Free Play				a. Lock or Side Ring
✓			b. Pintle Hooks				b. Steering Column				b. Wheels and Rims
✓			c. Drawbar/Towbar Eye				c. Front Axle Beam and All Steering Components Other Than Steering Column				c. Fasteners
✓			d. Drawbar/Towbar Tongue				d. Steering Gear Box				d. Welds
✓			e. Safety Devices				e. Pitman Arm				
✓			f. Saddle-Mounts				f. Power Steering				
			3. EXHAUST SYSTEM				8. SUSPENSION				12. WINDSHIELD GLAZING
✓			a. Exhaust system leaking forward of or directly below the driver/sleeper compartment.				a. Any U-bolt(s), spring hanger(s), or other axle positioning part(s) cracked, broken, loose or missing resulting in shifting of an axle from its normal position.				Requirements and exceptions as stated pertaining to any crack, discoloration or vision reducing matter (reference 393.60 for exceptions).
✓			b. Bus exhaust system leaking or discharging in violation of standard.				b. Spring Assembly				
✓			c. Exhaust system likely to burn, char, or damage the electrical wiring, fuel supply, or any combustible part of the motor vehicle.				c. Torque, Radius or Tracking Components				
			4. FUEL SYSTEM				9. FRAME				13. WINDSHIELD WIPERS
✓			a. Visible leak.				a. Frame Members				Any power unit that has an inoperative wiper, or missing or damaged parts that render it ineffective.
✓			b. Fuel tank filler cap missing.				b. Tire and Wheel Clearance				
✓			c. Fuel tank securely attached.				c. Adjustable Axle Assemblies (Sliding Subframes)				
			5. LIGHTING DEVICES							14. MOTORCOACH SEATS	
✓			All lighting devices and reflectors required by Part 393 shall be operable.							Any passenger seat that is not securely fastened to the vehicle structure.	
									15. OTHER		
									List any other condition(s) which may prevent safe operation of this vehicle.		

INSTRUCTIONS: MARK COLUMN ENTRIES TO VERIFY INSPECTION: ✓ OK, X NEEDS REPAIR, NA IF ITEMS DO NOT APPLY, REPAIRED DATE

CERTIFICATION: THIS VEHICLE HAS PASSED ALL THE INSPECTION ITEMS FOR THE ANNUAL VEHICLE INSPECTION IN ACCORDANCE WITH 49 CFR PART 396.



Hobbs Fire Department Emergency Response Units

7 ALS EMS Units

4 Fire Structure Attack Engines

4 Brush Trucks

65' Aerial Truck

100' Platform Truck

Tanker 8,000 gallon

2 Rescue Trucks

Hazardous Material Response Vehicle

Hazardous Material Decon Unit

Scene Command Unit

1 Battalion Chief Vehicle

Hobbs Fire Department Ambulance Inventory

<u>Year</u>	<u>Make/Model</u>	<u>Type</u>	<u>License</u>	<u>Radio</u>	<u>Manu. Date</u>	<u>2W /4W</u>	<u>Pt. Capacity</u>	<u>Milage</u>	<u>Inspection Date</u>
2017	E450	Type III	02810G	3324	2017	2	2	24,989	3/1/2019
2016	G4500	Type III	G99092	3325	2016	2	2	30,306	11/1/2018
2015	G4500	Type III	G99093	3321	2015	2	2	56,300	11/1/2018
2017	E450	Type III	02811G	3327	2017	2	2	13,179	3/1/2019
2016	G4500	Type III	G99091	3323	2016	2	2	30,306	11/1/2018
2015	G4500	Type III	G93010	3326	2015	2	2	102,316	11/1/2018
2015	G4500	Type III	G92631	3328	2015	2	2	86,870	11/1/2018

Hobbs Fire Department Stations

Hobbs Fire Department Station #3
N 32 44 29.9 W 103 09 29
1717 W. Joe Harvey
Hobbs, NM 88240

Hobbs Fire Department Station #4
N 32 76 93.8 W 103 18 51
3710 College Lane
Hobbs, NM 88240

<u>Name</u>	<u>Level</u>	<u>Number</u>	<u>Expiration</u>	<u>EVOG</u>	<u>Paid</u>
Able, John Hayden	EMT-P	9000353	3/31/2020	11/3/2018	x
Akin, Keith	EMT-P	00019696	3/31/2020	11/3/2018	x
Alarcon, Antonio	A-EMT	18000136	3/31/2021	11/2/2018	x
Armijo, Mark A	A-EMT	03000490	3/21/2019	11/3/2018	x
Avila, Noa F	A-EMT	09001584	3/31/2020	11/1/2018	x
Ayala, Marcus	EMT-B	17000718	3/31/2020	12/7/2018	x
Bilano, Jonathan Ross	A-EMT	09000695	3/31/2019	11/1/2018	x
Brown, Maxey	EMT-P	02000889	3/31/2019	11/1/2018	x
Carrillo-Soto, Jairo A	A-EMT	15000378	3/31/2020	11/1/2018	x
Carter, Rebecca	A-EMT	14000275	3/31/2020	11/1/2018	x
Cervantes, Jessica	A-EMT	15000061	3/31/2021	11/3/2018	x
Clark jr., Matthew	A-EMT	13000343	3/31/2020	12/20/2018	x
Cochran, Lloyd	A-EMT	09071988	3/31/2021	11/3/2018	x
Contreras (Valenzuela), Juan	A-EMT	16000227	3/31/2020	11/1/2018	x
Cox, Derek	EMT-P	1200874	3/31/2019	12/7/2018	x
Creed, Lonnie E	A-EMT	14000568	3/31/2020	11/1/2018	x
Edwards, Cutter	EMT-B	18000193	3/31/2020	12/20/2018	x
Davis, Christopher	A-EMT	00024628	3/31/2019	11/3/2018	x
Doporto, Mark Brandon	A-EMT	090001586	3/31/2019	11/3/2018	x
Downing, Keener Leroy	EMT-P	00015721	3/31/2020	11/1/2018	x
Enriquez, Adrian	A-EMT	02000137	3/31/2020	11/3/2018	x
Garcia, Mark Anthony	A-EMT	09001525	3/31/2020	11/1/2018	x
Gomez, Manuel R	EMT-B			11/1/2018	x
Gomez, Zachary	Training			8/12/2018	x
Grandi, Jonathan Ronald	A-EMT	07001689	3/31/2021	11/3/2018	x
Haines, Lee Milem	EMT-P	07000183	3/31/2020	11/2/2018	x
Hanely, Justin	A-EMT	18000110	3/31/2021	5/6/2018	x
Hansen, Kerek	EMT-B	18000678	4/17/2021	5/5/2018	x
Hawkins, Victor	Training			7/20/2018	x
Headley, Jordan	A-EMT	18000138	3/31/2021	8/21/2018	x
Henry, Christopher D	EMT-P	04002027	3/31/2020	11/2/2018	x
Herrera, Ryan Anthony	A-EMT	09001587	3/31/2020	11/3/2018	x
Ingley, Tanner	EMT-B	18000002	3/31/2020	11/3/2018	x
Inman, Ryan Keith	EMT-P	09001582	3/31/2019	11/1/2018	x
Ledezma, Kolean	EMT-B	16000171	3/31/2020	5/1/2018	x
Lerma, Victoria V	A-EMT	10001099	3/31/2020	11/2/2018	x
Lizama, Latasha	EMT-B	18000602	3/31/2021	8/21/2018	x
Lopez, Juan E	A-EMT	12000789	3/31/2020	11/1/2018	x
Lubowitz, Mike	A-EMT	17000213	3/31/2020	7/17/2018	x
Marinovich, Adam Drew	A-EMT	14000133	3/31/2020	11/3/2018	x
Marquez, Rafael C	A-EMT	07000810	3/31/2020	11/3/2018	x
Marshall, James R	A-EMT	00016937	3/31/2019	11/2/2018	x
Meyers, Joseph D	EMT-P	05000357	3/31/2019	11/1/2018	x
Miller, Trace K	EMT-B	17000281	3/31/2020	11/2/2018	x
Moody, John Nicholas III	A-EMT	02000140	3/31/2020	11/1/2018	x
Moody, Whitney Ann	A-EMT	13000148	3/31/2019	11/2/2018	x

Murphy, Braxton	EMT-B	18000702	3/31/2021	6/15/2018	x
Nyguen, Alex	A-EMT	18000745	5/29/2019	12/26/2018	
Nash, Michael	A-EMT	00012936	3/31/2020	11/3/2018	x
Nash, Zachary A	A-EMT	08000555	3/31/2020	11/2/2018	x
Nelson, Michael R	A-EMT	04001583	3/31/2019	11/2/2018	x
Perez, Celso	A-EMT	17000711	3/31/2020	4/10/2018	x
Prudencio, Michael	EMT-P	00021943	3/31/2019	11/1/2018	x
Purvis, Jarrod	EMT-P	14000608	3/31/2019	11/1/2018	x
Quintana, Gerardo	EMT-B	18000625	3/31/2021	8/28/2018	x
Ramierz, Stacey	EMT-P	09000508	3/31/2021	6/12/2018	x
Ray, Mark Kelly	A-EMT	00023837	3/31/2019	11/2/2018	x
Rendon, Jr Richard Rico	A-EMT	11000513	3/31/2020	11/2/2018	x
Roberts, Brandon	EMT-P	00016224	3/31/2019	11/3/2018	x
Rood, Ryan	EMT-B	18000763	3/31/2021	4/4/2018	x
Schaefer, Zachary Ryan	EMT-B	15000266	3/31/2019	11/3/2018	x
Shearer, Caleb	A-EMT	17000017	3/31/2021	1/3/2019	x
Shearer, Kevin	A-EMT	07000184	3/31/2020	11/2/2018	x
Siddall, Shaun Michael	A-EMT	00018183	3/31/2020	11/3/2018	x
Smith, Arelee Dillon	EMT-B	17000296	3/31/2019	11/2/2018	x
Smith, Rodney	A-EMT	13000424	3/31/2020	11/2/2018	x
Stout, Robert	EMT-B	18000731	3/31/2021	12/4/2018	x
Tafoya, Curtis	A-EMT	11000344	3/31/2019	11/3/2018	x
Tanner, Ingley	EMT-B	18000002	3/31/2020	3/27/2018	x
Valverde, Carri	EMT-P	12000011	3/31/2019	11/3/2018	x
Vasquez, Joseph J	A-EMT	05000120	3/31/2020	11/1/2018	x
Williams, Shawn D	A-EMT	00020903	3/31/2020	11/2/2018	x
Young, Barry A	EMT-P	03000952	3/31/2020	11/2/2018	x



ACTION ITEMS



CITY OF HOBBS

COMMISSION STAFF SUMMARY FORM

MEETING DATE: January 22, 2019

SUBJECT: Resolution Regarding the Transfer of Ownership and Location of Liquor License No. 2714 from the Magic Sports Bar and Ballroom, 1401 North Turner Street, to Holidaze Restaurant, 2827 North Dal Paso, Suite 136, Hobbs, New Mexico

DEPT. OF ORIGIN: City Clerk's Office
DATE SUBMITTED: January 14, 2019
SUBMITTED BY: Jan Fletcher, City Clerk

Summary:

Baker Brothers Holidaze Restaurant Bar-B-Q and Catering, LLC, has applied to the State of New Mexico, Alcohol and Gaming Division for transfer of ownership and location of Liquor License No. 2714 as referenced above. The application has received preliminary approval from the State of New Mexico and was received by the City Clerk's Office on December 12, 2018. A public hearing must be held by the City within forty-five (45) days from receipt of such notice. The City has duly published notice of the hearing in the *Hobbs News-Sun* and properly notified the applicant of such hearing by certified mail.

Fiscal Impact:


Reviewed By: 
Finance Department

The applicant has paid the required \$250.00 administrative fee to the City.

Attachments:

1. Application packet from State of New Mexico, Alcohol and Gaming Division
2. Affidavit of Publication - Notice of Public Hearing
3. Area Map
4. Resolution

Legal Review:

Approved As To Form: 
City Attorney

Recommendation:

Motion to approve or disapprove the transfer of ownership and location; second; vote.

Approved For Submittal By:

Department Director

City Manager

CITY CLERK'S USE ONLY
COMMISSION ACTION TAKEN

Resolution No. _____	Continued To: _____
Ordinance No. _____	Referred To: _____
Approved _____	Denied _____
Other _____	File No. _____

CITY OF HOBBS

RESOLUTION NO. 6750

A RESOLUTION REGARDING THE
TRANSFER OF OWNERSHIP AND LOCATION
OF LIQUOR LICENSE NO. 2714 TO HOLIDAZE RESTAURANT,
2827 NORTH DAL PASO, SUITE 136, HOBBS, NEW MEXICO.

WHEREAS, the City of Hobbs has received the following application for transfer of ownership and location of Liquor License No. 2714:

Owner of Existing License:	Johnny and Alice Garcia
Current D/B/A Name:	Magic Sports Bar and Ballroom
Current Premises Address:	1401 North Turner Street Hobbs, NM 88240
Applicant Name:	Baker Brothers Holidze Restaurant Bar-B-Q and Catering, LLC
Applicant D/B/A Name:	Holidaze Restaurant
Proposed Location:	2827 North Dal Paso, Suite 136 Hobbs, NM 88240

WHEREAS, the State of New Mexico, Alcohol and Gaming Division, has granted preliminary approval to the application for transfer of ownership and location of the liquor license as requested and a duly advertised public hearing is being held by the governing body of the City of Hobbs on January 22, 2019, on the question of whether or not the proposed transfer of ownership and location of the license should be granted.

NOW, THEREFORE, BE IT RESOLVED BY THE GOVERNING BODY OF THE CITY OF HOBBS, NEW MEXICO, that the transfer of ownership and location of Liquor License No. 2714 from Johnny and Alice Garcia d/b/a Magic Sports Bar and Ballroom, 2401 North Turner Street, Hobbs, New Mexico, to Baker Brothers Holidaze Restaurant Bar-B-Q and Catering, LLC, d/b/a Holidaze Restaurant, 2827 North Dal Paso, Suite 136, be and is hereby _____

(approved or disapproved).

PASSED, ADOPTED AND APPROVED this 22nd day of January, 2019.

SAM D. COBB, Mayor

ATTEST:

JAN FLETCHER, City Clerk

Affidavit of Publication

STATE OF NEW MEXICO
COUNTY OF LEA


I, Daniel Russell, Publisher of the Hobbs News-Sun, a newspaper published at Hobbs, New Mexico, solemnly swear that the clipping attached hereto was published in the regular and entire issue of said newspaper, and not a supplement thereof for a period of 2 issue(s).

Beginning with the issue dated
December 15, 2018
and ending with the issue dated
December 22, 2018.




Publisher

Sworn and subscribed to before me this
22nd day of December 2018.



Business Manager

My commission expires
January 29, 2019



This newspaper is duly qualified to publish legal notices or advertisements within the meaning of Section 3, Chapter 167, Laws of 1937 and payment of fees for said

LEGAL	LEGAL
LEGAL NOTICE DECEMBER 15 and 22, 2018 NOTICE OF PUBLIC LIQUOR HEARING	
<p>NOTICE IS HEREBY GIVEN that the City Commission of the City of Hobbs, New Mexico, will hold a public hearing on Tuesday, January 22, 2019, at 6:00 p.m., in the City Commission Chamber at City Hall, First Floor Annex, 200 East Broadway, Hobbs, New Mexico, for the purpose of considering the application for a liquor license as set forth below and to hear any protests and objections to the granting thereof. Protests and objections may be made by any interested persons at the time, date and place of hearing.</p> <p>NOTICE TO PERSONS WITH DISABILITIES: If you have a disability and require special assistance to participate in the hearing, please contact Jan Fletcher at least three days before the hearing date at (575) 397-9207.</p> <p>Liquor License Number: 2714 Applicant: Baker Brothers Holdaze Restaurant Bar-B-Q and Catering, LLC D/B/A: Holdaze Restaurant Proposed Location: 2827 North Dal Paso, Suite 136, Hobbs NM, 88240 <u>The request is for a Transfer of Ownership and Location of Liquor License No. 2714 currently owned by Johnny and Alice Garcia d/b/a Magic Sports Bar and Ballroom, 1401 North Turner St., Hobbs, New Mexico.</u></p> <p>DATED this 12th day of December, 2018.</p> <p>/s/ Sam D. Cobb SAM D. COBB, Mayor</p>	
#33540	

67108146

00222258

CITY OF HOBBS FINANCE DEPT
200 E. BROADWAY ST
HOBBS, NM 88240



New Mexico Regulation and Licensing Department
ALCOHOL AND GAMING DIVISION

P.O. Box 25101 ▪ Santa Fe, New Mexico 87504-5101
(505) 476-4875 ▪ Fax (505) 476-4595 ▪ www.rld.state.nm.us/alcoholandgaming

December 7, 2018

Certified Mail No.: 9171 9690 0935 0155 1791 53

Susana Martinez
Governor

Robert "Mike" Unthank
Superintendent

Pat McMurray
Deputy Superintendent

Claudia Armijo
Deputy General Counsel

Debra A. Lopez
Acting Director

City of Hobbs
Attn: Jan Fletcher
200 East Broadway
Hobbs, NM 88240

* Received via email 12-12-18

* Received via mail 12-13-18

Re: Lic. No. /Appl. No.: License No. 2714
Name of Applicant: Baker Brothers Holiday Restaurant Bar-B-Q and Catering LLC
Doing Business As: Holiday Restaurant
Proposed Location: 2827 N. Dal Paso Street, Suite 136, Hobbs, NM 88240

Greetings:

The Director of the Alcohol and Gaming Division has reviewed the referenced Application and granted **Preliminary Approval**. It is being forwarded to you for Local Option District approval or disapproval of the Liquor License Application.

While the law states that "within forty-five (45) days after receipt of a Notice from the Alcohol and Gaming Division, the governing body shall hold a Public Hearing in the question of whether the department should approve the proposed issuance or transfer", we recognize the potential for conflict between the requirement for publication of 30 day notice and the 45 day hearing requirement. Should the Local Governing Body be unable to meet one of these requirements, please send a Request for Waiver/Extension by email to the assigned AGD Hearing Officer listed on page 2.

Notice of the Public Hearing required by the Liquor Control Act shall be given by the governing body by publishing a notice of the date, time, and place of the hearing twice during the 30 days prior to the hearing in a newspaper of general circulation within the territorial limits of the governing body. **The first notice must be published at least thirty (30) days before the hearing. Both publications must occur before a hearing can be conducted.** The notice shall include:

- (A) Name and address of the Applicant/Licensee;
- (B) The action proposed to be taken by the Alcohol & Gaming Division;
- (C) The location of the licensed premises.

In addition, if the Local Option District has a website, the Notice shall also be published on the website.

The governing body is required to send notice by certified mail to the Applicant of the date, time, and place of the Public Hearing. The governing body may designate a Hearing Officer to conduct the hearing. A record shall be made of the hearing.

THE APPLICANT IS SEEKING A TRANSFER OF OWNERSHIP AND CHANGE OF LOCATION OF DISPENSER LIQUOR LICENSE NO. 2714 WITH SUNDAY SALES BY THE DRINK SALES ONLY.

Alcohol and Gaming Division
(505) 476-4875

Boards and Commissions Division
(505) 476-4600

Construction Industries Division
(505) 476-4700

Financial Institutions Division
(505) 476-4885

Manufactured Housing Division
(505) 476-4770


Securities Division
(505) 476-4580

Administrative Services Division
(505) 476-4800

Within thirty (30) days after the Public Hearing, the governing body shall notify the Alcohol and Gaming Division of their decision to approve or disapprove the issuance or transfer of the license by signing the enclosed original Page 1 of the Application. The original Page 1 of the Application must be returned together with the notices of publication. **If the Governing Body fails to either approve or disapprove the issuance or transfer of the license within thirty days after the Public Hearing, the Director may issue the license.**

If the Governing Body disapproves the issuance or transfer of the license, it shall notify the Alcohol and Gaming Division within thirty (30) days setting forth the reasons for the disapproval. A copy of the Minutes of the Public Hearing shall be submitted to the Alcohol and Gaming Division with the Notice of Disapproval (*Page 1 of the Application, noting disapproval*).

Respectfully,



Desirae Griego, Hearing Officer

New Mexico Regulation & Licensing Dept. | Alcohol & Gaming Division

Phone: (505) 476-4552 Fax: (505) 476-4595

Email: Desirae.Griego@state.nm.us

Enclosures:

1. Original Page 1 of the Application (*must be signed and returned w/notices of publication*)
2. Copy of Page 2 of the Application
3. Copy of the Zoning Statement



AGD USE ONLY: Payment| Application Fee \$ 200.5 Received on: 8/3/18 Receipt No. 2116182
Application Number: _____ Local Option District: _____

TRANSFER OF DISPENSER-TYPE LIQUOR LICENSE APPLICATION

\$200.00 Application Fee, non-refundable.

License No. 2714 Type of License: Alcohol Dispenser License

Check appropriate boxes:

Application is for: Transfer of Ownership Transfer of Ownership and Location Transfer of Location Only

Record Owner of Existing License: Johnny and Alice Garcia

Current D/B/A Name: Magic Sports Bar and Ballroom

Current Premises Address: 1401 N. Turner Street, Suite 6, Hobbs, NM 88240

Current LOD: Hobbs Is License moving out of Local Option District? Yes No

APPLICANT IS: Individual Limited Liability Company Corporation Partnership (General/Limited)

NAME of Individual/Company: _____ ADDRESS (including city, state, zip) _____

Baker Brothers Holiday Restaurant Bar-B-Q and Catering LLC

2827 N. Dal Paso Street, Suite 136, Hobbs, NM 88240

D/B/A Name to be used: Holiday Restaurant Business Phone #: 575-392-7169

Email Address (required): bakerbrosllc@yahoo.com

Physical location where license is to be used: (Include Street # / Highway # / State Road, City, State, and Zip Code)

2827 N. Dal Paso Street, Suite 136, Hobbs, NM 88240

RECEIVED
AUG 31 2018

County of: Lea

Mailing Address: 2827 N. Dal Paso Street, Suite 136, Hobbs, NM 88240

ALCOHOL & GAMING DIVISION

Are alcoholic beverages currently being dispensed at the proposed location? Yes No If Yes, License # / Type: _____

Agent/Contact Person: Fred Baker Phone#: 575-704-6778 Email: bakerbrosllc@yahoo.com

I, (print name) Fred Baker, as (title) Managing Member

being first duly sworn upon oath deposes and says: that he/she is the applicant or is authorized by the applicant to make this application; that he/she has read the same; knows the contents therein contained are true. Applicant(s) agree(s) that if any statements or representations herein are found to be false, the Director may refuse to issue or renew the license or may cause the license to be revoked at any time.

Sign before a Notary Public:

Signature of Applicant: [Signature] Date: 8-6-18

NOTARY PUBLIC USE ONLY: (State of NM, County of Lea)

SUBSCRIBED AND SWORN TO before me this 6th day of August, 2018

By: Fred Baker Notary Public: Krista Butler

My Commission Expires: March 10, 2019



FOR LOCAL OPTION DISTRICT USE ONLY: Local Governing Body of: _____

Public Hearing held on _____, 20____. Check one: Approved Disapproved

Signature and Title of City/County Official: _____

FOR ALCOHOL AND GAMING DIVISION USE ONLY: Approved Disapproved

Signed by Director: _____ Date: _____



PREMISES LOCATION, OWNERSHIP, AND DESCRIPTION

NMSA §60-6B-10

1. The land and building which is proposed to be the licensed premises is: (check one)

- Owned by Applicant, copy of deed/document attached Leased by Applicant, copy of lease/document attached
 Other (provide details): _____

2. If the land and building are not owned by Applicant, indicate the following:

A. Owner(s): The Phoenix Property Management LLC (Gail Waddell, Broker)

B. Date and Term of Lease: 05/15/2018 through 05/15/2022

3. Premises location is Zoned (example C-1, see Zoning Statement): No zoning in Hobbs, NM

Zoning Statement attached, which must be obtained from the Local Government, listing the proposed location by address, Type of Zone, state whether alcoholic beverages are allowed at proposed location, and if applicable, whether packaged sales, patio service and/or manufacturing is allowable. If there is no zoning in the proposed location, attach Statement from the local government, indicating there is no zoning.

4. Distance* from nearest Church: (Property line of church to closest point of licensed premises—shortest distance)

Name of Church: Northside Church of Christ Miles/feet: 600 Feet

Address/location of Church: 2821 N. Dal Paso, Hobbs, NM 88240

5. Distance* from nearest School: (Property line of school to closest point of licensed premises—shortest distance)

Name of School: Highland Junior High School Miles/feet: .4 Miles

Address/location of School: 2500 N. Jefferson, Hobbs, NM 88240

6. Distance from military installation *(Property line of military installation to closest point of licensed premises—shortest distance.)

Name of Military Installation, *circle one:* Kirtland Air Force Base (Albuquerque), White Sands Missile Range (Las Cruces),
 Miles: 130 Miles Holloman Air Force Base (Alamogordo), Cannon Air Force Base (Clovis)

7. Attach Detailed Floor Plan, must include the Total Square Footage of premises; List nearest cross street; Show which direction is North; Show each level (floor) where alcoholic beverages will be sold or consumed, exterior walls, doors, and interior walls; Patio Area with type of barrier used; Highlight Bonded Areas. The floor plan should be no larger than 8½ x 11 inches and **must be labeled** with designated areas highlighted, which will reflect the proposed Licensed Premises.

8. Type of Operation: Hotel Lounge Package Grocery Restaurant Racetrack

Small Brewer Craft Distiller Winery Wholesaler

Other (specify): _____

AGD Stamp
 APR 01 2018

*NOTE: If the distance is beyond 300 feet, but less than 400 feet, a Registered Engineer or Licensed Surveyor must complete a Survey Certificate showing the exact distance.



PLANNING DEPARTMENT

200 E. Broadway Street, Hobbs, NM 88240
Ph. 1-505-397-9232 Fax 1-505-397-9227

August 8, 2018

**Holidaze Restaurant
2827 N. Dal Paso Street
Hobbs, NM 88240**

RE: Zoning Certification for a Restaurant, Holidaze Restaurant, located at 2827 N. Dal Paso Street in Hobbs, NM 88240.

Dear Mr. Baker:


Pursuant to your request for a Zoning Certification regarding a Restaurant, , Holidaze Restaurant, located at 2827 N. Dal Paso Street in Hobbs, NM, please be advised that the City of Hobbs has not adopted a zoning ordinance to regulate land uses and locations of different types of development or specific business uses throughout the City. Consequently, the City of Hobbs has no current regulations which govern zoning districts and/or land uses, use of buildings, or use of vacant land. Therefore, the current land use as referred to herein, including a Restaurant, Holidaze Restaurant, located at 2827 N. Dal Paso Street in Hobbs, NM is considered a use by right as of this date of August 8, 2018. The proposed use is in conformance with applicable zoning law as of this date.

Please note that the City does have a Major Thoroughfare Plan, Subdivision Regulations, Flood Zone, Fire Zone, Landscaping Regulations, Building Code, Liquor License and other development regulations that must be followed for improvements and changes in building occupancy types, including yard setback requirements. This letter is in regards to that portion of the above referenced real property that exists within the corporate limits of the City of Hobbs, NM on August 8, 2018.

If you have any questions or need further information, please contact me at (575) 397-9351.

Sincerely,

CITY OF HOBBS, NEW MEXICO



Kevin Robinson – Planning Department



PETTIGREW & ASSOCIATES PA

ENGINEERING | SURVEYING | TESTING
DEFINING QUALITY SINCE 1965

Legend

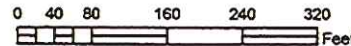
- Property Corner
- Circle with R300.0 ft from Holidaze property

Holidaze
Fred Baker
2827 N Dal Paso St
Suite 136
Hobbs, NM 88240

Project Number: 2018.1311
Date: November 29, 2018



Coordinate System: NAD 1983 StatePlane New Mexico East FIPS 3001 Feet
Projection: Transverse Mercator
Datum: North American 1983
False Easting: 641,327.5000
False Northing: 0.0000
Central Meridian: -104.3333
Scale Factor: 0.9999
Latitude Of Origin: 31.0000
Units: Foot US



Location Sketch With 300 ft. Boundary Indicated

Signed By: William M. Hicks III Date: 12-1-2018



CITY OF HOBBS

COMMISSION STAFF SUMMARY FORM

MEETING DATE: January 22, 2019

SUBJECT: CONSIDER APPROVAL OF A TASK ORDER TO THE ANNUAL PAVEMENT AGREEMENT WITH RAMIREZ & SONS FOR PAVING OF TWO (2) PARKING LOTS AT THE VETERANS MEMORIAL COMPLEX (HHS PARK PARKING LOT & ZIAPLEX PARKING LOT)

DEPT. OF ORIGIN: Parks and Recreation

DATE SUBMITTED: January 14, 2019

SUBMITTED BY: Doug McDaniel, Parks and Recreation Director

Summary:
The project will consist of processing the existing pavement by milling and compacting, followed by placement of a 3" hot mix asphalt. Materials and labor are included in Annual Pavement Agreement pricing.

Costs:	HHS Parking Lot	\$259,503.70
	Zia Complex parking lot	\$195,330.00

Funding for this project is in the FY19 budget specifically for resurfacing of the two parking lots. There are sufficient funds in the budget line item for the proposed improvements, and any Task Order under the Annual Agreement over \$60,000 shall be approved by the City Commission.

Fiscal Impact:

Reviewed By: 
Finance Department

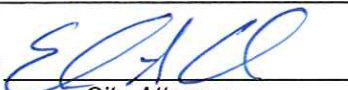
Fund 01-0321-44901-00186 \$488,880.77 (Funding Available in FY2019 budget)

Ramirez Task Order: \$259,503.70* (HHS Lot; Does Not Include GRT)
\$195,330.00 (ZiaPlex Lot; Does Not Include GRT)
Total with GRT \$485,819.25

*The Hobbs Municipal School have agreed to contribute \$100,000.00 toward the improvement costs for the parking lot adjacent to Varsity, Junior Varsity and Sanger Fields. This will reduce the City's funding level for this parking lot to \$159,503.70, not including NMGRT.

Attachments: Location Map / Construction Estimates

Legal Review:

Approved As To Form: 
City Attorney

Recommendation:

Consider approving a Task Order under the Annual Paving Agreement with Rameriz and Sons for the paving of parking lots at Veterans Memorial Complex, total cost of \$485,819.25 including GRT.

Approved For Submittal By:


Department Director

City Manager

CITY CLERK'S USE ONLY
COMMISSION ACTION TAKEN

Resolution No. _____	Continued To: _____
Ordinance No. _____	Referred To: _____
Approved _____	Denied _____
Other _____	File No. _____



E Sanger St

Veterans Memorial Complex

E Sanger St

Paul White Field

N Hardis St

62

land Blvd



CITY OF HOBBS

COMMISSION STAFF SUMMARY FORM

MEETING DATE: January 22, 2019

SUBJECT: RESOLUTION TO APPROVE THE FINAL PLAN FOR BROADMOOR SHOPPING CENTER, RE-PLAT OF TRACT 2C, AS RECOMMENDED BY THE PLANNING BOARD.

DEPT. OF ORIGIN: Planning Division
DATE SUBMITTED: January 15, 2019
SUBMITTED BY: Kevin Robinson – Planning Department

Summary: The Final Plan for Broadmoor Shopping Center, Re-Plat of Tract 2C, is submitted by property owner, Tomorrow IX Broadmoor L.P.. The subdivision is located northwest of the intersection of Sanger and Turner within the municipal boundaries. The subdivision encompasses +/- 10.78 acres and will contain 5 lots currently utilized for commercial purposes. The Planning Board reviewed this issue on January 15, 2019 and voted 5 to 0 to recommend approval.

Fiscal Impact:

Reviewed By: 
Finance Department

Whereas this is a division of an existing parent parcel adjacent to and served by previously dedicated and maintained right of ways there should not be a fiscal impact.

Attachments: Resolution and Final Plan.

Legal Review:

Approved As To Form: 
City Attorney

Recommendation:

Approval of the Resolution to approve the Broadmoor Shopping Center, Re-Plat of Tract 2C, as recommended by the Planning Board.

Approved For Submittal By:


Department Director

City Manager

CITY CLERK'S USE ONLY COMMISSION ACTION TAKEN

Resolution No. _____ Continued To: _____
Ordinance No. _____ Referred To: _____
Approved _____ Denied _____
Other _____ File No. _____

CITY OF HOBBS

RESOLUTION NO. 6751

A RESOLUTION TO APPROVE THE FINAL PLAN FOR BROADMOOR SHOPPING CENTER, RE-PLAT OF TRACT 2C, AS RECOMMENDED BY THE PLANNING BOARD.

WHEREAS, Tomorrow IX Broadmoor L.P. has submitted a Final Plan for Broadmoor Shopping Center, Re-Plat of Tract 2C, for review by the City Planning Board; and

WHEREAS, the subdivision Final Plan was reviewed and approved by the Hobbs Planning Board at the January 15, 2019 meeting.

NOW, THEREFORE BE IT RESOLVED BY THE GOVERNING BOARD OF THE CITY OF HOBBS, NEW MEXICO, that

1. The City of Hobbs hereby grants Final Plan Approval to Broadmoor Shopping Center, Re-Plat of Tract 2C, as recommended by the Planning Board; and
2. The City officials and staff are directed to do any and all acts necessary to carry out the intent of this Resolution.

PASSED, ADOPTED AND APPROVED this 22nd day of January, 2019.

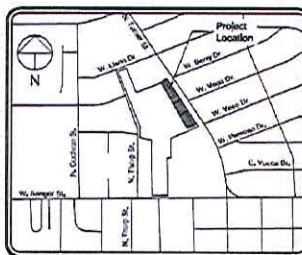
SAM D. COBB, Mayor

ATTEST:

JAN FLETCHER, CITY CLERK

BROADMOOR SHOPPING CENTER RE-PLAT OF TRACT 2C

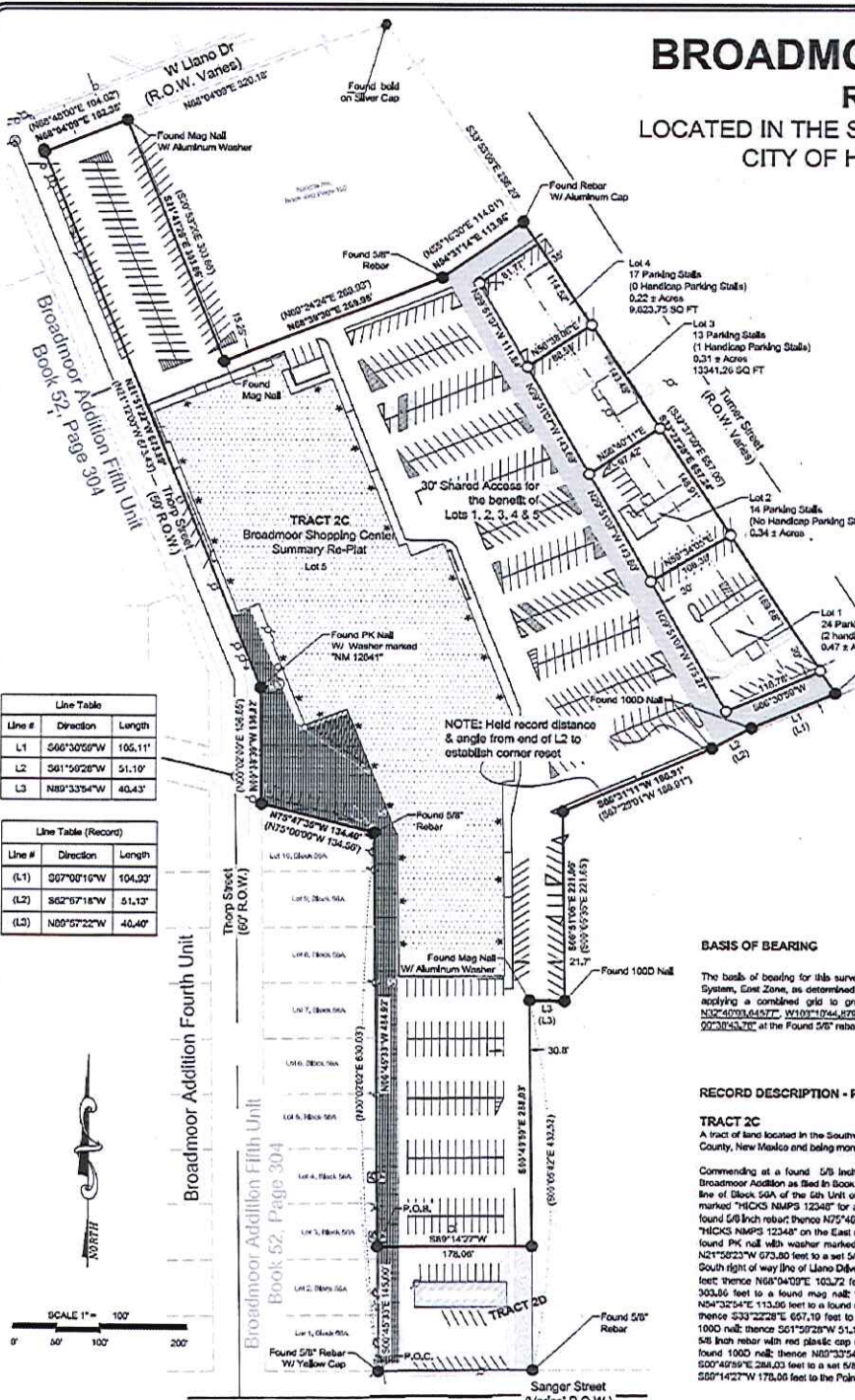
LOCATED IN THE SW1/4 OF SECTION 27, T18S, R38E, N.M.P.M.,
CITY OF HOBBS, LEA COUNTY, NEW MEXICO



VICINITY MAP
N.T.S.

LEGEND

- Recovered 5/8" rebar with red plastic cap marked "HICKS NMPG 12348" unless otherwise noted
- Set 5/8" rebar with red plastic cap marked "HICKS NMPG 12348"
- Property line
- Contour line
- - - - - Building setback line
- Measured bearing and distance
- Record bearing and distance



Line Table

Line #	Direction	Length
L1	S66°30'59"W	105.11'
L2	S61°50'28"W	51.10'
L3	N80°33'54"W	40.43'

Line Table (Record)

Line #	Direction	Length
(L1)	S07°06'16"W	104.03'
(L2)	S62°57'18"W	51.13'
(L3)	N80°57'22"W	40.46'



BASIS OF BEARING

The basis of bearing for this survey is Grid North based on the New Mexico State Plane Coordinate System, East Zone, as determined by GPS/GNSS observations. Ground coordinates were obtained by applying a combined grid to ground scale factor of 1.0001322655 at control point located at N32°00'01.6457"E, W103°01'04.5928"W. True north can be obtained by applying a convergence angle of 0°03'43.70"C at the Found 5/8" rebar with yellow cap being the southwest corner of Tract 2D.

RECORD DESCRIPTION - PER DEED BOOK 2, PAGE 470

TRACT 2C
A tract of land located in the Southwest Quarter of Section 27, T18S, R38E, N.M.P.M., City of Hobbs, Lea County, New Mexico and being more particularly described by notes and bounds as follows:
Commencing at a found 1/2" inch rebar, being used as the southeast corner of the 5th Unit of the Broadmoor Addition as filed in Book 52, Page 304, then N00°45'33"W 145.00 feet along the East boundary line of Block 54A of the 5th Unit of the Broadmoor Addition to a set 5/8" inch rebar with red plastic cap marked "HICKS NMPG 12348" for a Point of Beginning; thence continuing N00°45'33"W 625.62 feet to a found 5/8" inch rebar; thence N25°46'22"W 134.17 feet to a found mag nail with aluminum washer; thence S21°41'25"W 303.86 feet to a found mag nail; thence N08°39'30"E 200.85 feet to a found 5/8" inch rebar; thence N24°32'24"E 113.36 feet to a found rebar with aluminum cap on the West right of way line of Turner Street; thence S33°22'28"E 657.19 feet to a found 5/8" inch rebar; thence S60°30'59"W 105.11 feet to a found rebar; thence S51°52'28"W 51.10 feet to a found 1000 nail; thence S66°42'37"W 183.71 feet to a set 5/8" inch rebar with red plastic cap marked "HICKS NMPG 12348"; thence S00°51'58"E 221.71 feet to a found 1000 nail; thence N80°33'54"W 40.43 feet to a found mag nail with aluminum washer; thence S20°45'59"E 284.03 feet to a found 5/8" inch rebar with red plastic cap marked "HICKS NMPG 12348"; thence S22°14'27"W 178.06 feet to the Point of Beginning and containing 16.78 acres, more or less.

OWNERS STATEMENT AND AFFIDAVIT

State of New Mexico, County of Lea,
I, the undersigned first duly sworn on oath, state: On behalf of the owners and proprietors we have of our own free will and consent caused this plat with its tracts to be plotted. The property described on this plat lies within the plotting jurisdiction of City of Hobbs.

TOMORROW IX BROADMOOR L.P., a Delaware limited liability company, its General Partner
By: _____
Name: Paul C. Gerwin
Title: Manager and President

ACKNOWLEDGMENT

State Of New Mexico
County Of Lea:
On this _____ day of _____, 20____ before me,
to me known to be the persons described in and who executed the foregoing instrument and acknowledged that they executed the same as their free act and deed.
Witness my hand and official seal the day and year last above written.
My commission expires: _____
Notary Public: _____

**CERTIFICATE OF APPROVAL
CITY PLANNING BOARD**

The Plat, Restrictions and Dedication reviewed and discussed the _____ day of _____, 20____ A.D. by the City Planning Board of Hobbs, New Mexico.

Chairman _____

ACKNOWLEDGMENT

State Of New Mexico
County Of Lea:
On this _____ day of _____, 20____ before me,
to me known to be the persons described in and who executed the foregoing instrument and acknowledged that they executed the same as their free act and deed.
Witness my hand and official seal the day and year last above written.
My commission expires: _____
Notary Public: _____

**CERTIFICATE OF APPROVAL
CITY COMMISSION**

I, Jan Fletcher, the duly appointed and acting City Clerk of the City of Hobbs, Lea County, New Mexico, do hereby certify that the foregoing plat in Lea County, New Mexico, was approved by the commission of the City of Hobbs by Resolution No. 6540 on the _____ day of _____, 20____.

Jan Fletcher, City Clerk

ACKNOWLEDGMENT

State Of New Mexico
County Of Lea:
On this _____ day of _____, 20____ before me,
to me known to be the persons described in and who executed the foregoing instrument and acknowledged that they executed the same as their free act and deed.
Witness my hand and official seal the day and year last above written.
My commission expires: _____
Notary Public: _____

CERTIFICATE OF SURVEY

I, William M. Hicks, III New Mexico Professional Surveyor, hereby certify to TOMORROW IX BROADMOOR L.P., a Delaware limited partnership, and THE PRIMEBANK AND TRUST COMPANY, an Illinois state chartered bank, Fidelity National Title Insurance Company its successors and assigns, that this Boundary Survey Plat was prepared from an actual ground survey performed by me or under my supervision, that this survey is true and correct to the best of my knowledge and belief. I further certify that this survey is not a land donation or substitution as defined in the New Mexico Subdivision Act and that this instrument is a Boundary Survey Plat of an existing tract or tracts.

William M. Hicks, III NMPG #12348 Date _____

PETTIGREW & ASSOCIATES PA
ENGINEERING | SURVEYING | TESTING
DEFINING QUALITY SINCE 1985
100 E. Navajo - Suite 100, Hobbs New Mexico 88240
T 575 393 9827 F 575 393 1543
Pettigrew.us

PROJECT SURVEYOR: G. Shater
DRAWN BY: E. Witkowski, D. Shelor & H. DeJay



**INDEXING INFORMATION
FOR COUNTY CLERK**

OWNER:
Tomorrow IX Broadmoor L.P.
LOCATION:
In the Southwest Quarter of Section 27,
Township 18 South, Range 38 East,
N.M.P.M., City of Hobbs, Lea County,
New Mexico.

REVISIONS

No.	DATE	DESCRIPTION

State of New Mexico, County of _____
I here by certify that this instrument was filed for record on:
The _____ Day of _____
20____ A.D.
At _____ O'Clock _____ M.
Cabinet _____ Slide _____
Book _____ Page _____
By _____
County Clerk
By _____
Deputy

Broadmoor Shopping Center
OF
Broadmoor Mall
Tract 2C Re-plat
FOR
Tomorrow IX Broadmoor L.P.

PROJECT NUMBER:
2018.1248

SHEET:
1 of 1
SU - 101



CITY OF HOBBS
COMMISSION STAFF SUMMARY FORM

MEETING DATE: January 22, 2019

SUBJECT: CONSIDERATION TO APPROVE A DEVELOPMENT AGREEMENT WITH DIEBAL LLC. CONCERNING THE DEVELOPMENT OF MARKET RATE SINGLE-FAMILY HOUSING.

DEPT. OF ORIGIN: Planning Division
DATE SUBMITTED: January 14, 2019
SUBMITTED BY: Kevin Robinson - Planning Department

Summary: Diebal LLC. has requested a Development Agreement concerning the development of single-family housing units located within the municipal boundaries. The developer proposes to produce market rate single-family units and is requesting infrastructure incentives of \$18,900.00.

Fiscal Impact:

Reviewed By: [Signature] Finance Department

FY19 Budget Available \$267,720.00
Single Family Housing #010100-44901-170

Attachments: Developers Request and Development Agreement.

Legal Review:

Approved As To Form: [Signature] City Attorney

Recommendation:

Commission considers approval / denial of the attached Resolution and Development Agreement.

Approved For Submittal By:

[Signature] Department Director
City Manager

CITY CLERK'S USE ONLY
COMMISSION ACTION TAKEN

Resolution No. _____ Continued To: _____
Ordinance No. _____ Referred To: _____
Approved _____ Denied _____
Other _____ File No. _____

CITY OF HOBBS

RESOLUTION NO. 6752

A RESOLUTION TO APPROVE A DEVELOPMENT AGREEMENT WITH DIEBAL LLC. CONCERNING THE DEVELOPMENT OF MARKET RATE SINGLE-FAMILY.

WHEREAS, the City of Hobbs is proposing to enter into a Development Agreement with Diebal LLC. concerning the development of market rate single-family housing; and

WHEREAS, the aforementioned Development Agreement allows for an incentive of reimbursement of public infrastructure for this type of development, said agreement being in the best interest of the City.

NOW, THEREFORE BE IT RESOLVED BY THE GOVERNING BODY OF THE CITY OF HOBBS, NEW MEXICO, that

1. The City of Hobbs hereby approves the Development Agreement, which is attached hereto and made a part of this Agreement as Exhibit #1 and the Mayor, and/or his designee, is hereby authorized to execute the Agreement.
2. That City staff and officials are authorized to do any and all deeds to carry out the intent of this Resolution.

PASSED, ADOPTED AND APPROVED this 22nd day of January, 2019.

Sam D. Cobb, Mayor

ATTEST:

Jan Fletcher, City Clerk

MARKET RATE SINGLE FAMILY DEVELOPMENT AGREEMENT

THIS AGREEMENT is entered into on this ____ day of ____ 2019 by and between the City Of Hobbs, New Mexico, a municipal corporation (hereinafter "City"); and Diebal LLC, 131 Cindy Lou Dr., San Antonio, Texas 78249, (hereinafter "Developer") for the purpose of delivering Housing Developer Services to be provided to the City.

RECITALS:

** The City requires to contract with a Market Rate Single Family Development Company to deliver Single Family Market Rate Housing to the Citizens of Hobbs, New Mexico.

** Developer has submitted a proposal to the City to deliver the required Market Rate Single Family Housing, to be produced within 180 days of ratification of this agreement, within the Municipal Boundaries.

** Any outstanding Development Agreements between the Developer and the City of Hobbs concerning the production of Market Rate Single Family Housing shall become null and void upon the ratification of this agreement herewith.

NOW, THEREFORE, the City of Hobbs and Developer do hereby agree as follows:

A. Work To Be Performed.

1. The Developer shall furnish to the City its Professional Housing Developer Services for certain work regarding the Market Rate Single Family Housing. All single family structures completed under this agreement shall be located within the municipal boundaries and shall have received a certificate of occupancy after ratification of this agreement.

2. Developer shall furnish to City its professional Housing Developer Services as provided by this Agreement. The specific duties include the production and delivering to the public Market Rate Single Family Housing Units in Hobbs. Produced Units receiving an infrastructure incentive reimbursement shall not now or in the future be utilized in a pecuniary manner by renting, leasing, exchanging or bartering habitation privileges to the property for a period of no less than 30 days at a time.

3. Specific activities required are to develop privately owned real property in the City including designing, building and transferring to the public individual market rate single family housing units. The City's subsidy may include any or all of the following funding assistance from the City:

Incentives are available for installed public municipal infrastructure only, providing compliance with:

- a. Incentive not to exceed per square footage basis:
 - i. \$10.00 per sq. ft. north of Sanger
 - ii. \$20.00 per sq. ft. south of Sanger
 - iii. Calculation based on living area only
- b. Incentive not to exceed per unit basis:
 - i. \$10,000.00 per single family unit
 - ii. \$5,000.00 per multi-family unit

- c. Incentive not to exceed fair share per linear foot of infrastructure basis:
 - i. \$180.00 per lineal front footage of complete public infrastructure installed, and further broken down as follows:
 - 1. Water (\$25 / lf):
 - a. Twenty Five (\$25) per equivalent front foot of lot to which water service is provided (8" minimum service single family & 10" minimum service for multi-family);
 - 2. Sewer (\$35 / lf):
 - a. Thirty Five (\$35) per equivalent front foot of lot to which sewer service is provided (8" minimum service single family & 10" minimum service for multi-family);
 - 3. Street (\$90/ lf):
 - a. Ninety (\$90) per equivalent front foot of lot to which street is provided (built to Minor Residential standards as promulgated within the City of Hobbs Major Thoroughfare Plan);
 - 4. Sidewalk:
 - a. Thirty (\$30) per equivalent front foot of lot to which sidewalk (includes driveway with ADA accessible path) is provided;

Based on quantities of required publicly owned infrastructure installed supporting the project, the City Engineer shall determine if the value of the infrastructure is adequate as an equal exchange of value for the amount of City subsidy contributed to the market rate single family housing unit. The City Engineer shall resolve any issues concerning value or extent of infrastructure and amount of square footage of constructed housing units. Specifically, the City Engineer will determine the value or unit costs of the publicly owned infrastructure according to any City of Hobbs Annual Pavement/Concrete/Utility Contracts or public infrastructure projects and estimates.

B. Payment For Services.

- 1) The City shall pay for said services at the rates agreed to and as specified above in the infrastructure details, as shown herein. Payment will not be made by the City for any unit until a certificate of occupancy is issued, based on this Agreement.
- 2) The total compensation to be paid to the Developer during the term of this Agreement shall not exceed Eighteen Thousand Nine Hundred Dollars (\$18,900.00), unless the Agreement is amended by the City Commission.
- 3) City subsidy shall be paid when each individual single family unit is complete and certificate of occupancy is issued, provided the certificate of occupancy for the unit is issued after ratification of this agreement. Payment will be made within fifteen (15) days following a written request from the Developer and upon City inspection of project completion.
- 4) Produced Units receiving an infrastructure incentive reimbursement shall not now or in the future be utilized in a pecuniary manner by renting, leasing, exchanging or bartering habitation privileges to the property for a period of no less than 30 days at a time. Such usage

either now or in the future, for a period not to exceed 10 years from date of issuance of a C.O., shall require Developer to return any incentive funds received for any unit thus utilized, upon demand by the City. Developer shall record a "Declaration of Restrictive Covenants", attached hereto as Exhibit 2, to restrict such usage and to notify parties involved in future conveyances.

C. Construction Requirements.

Construction shall be of energy-efficient design per New Mexico Energy Conservation Code 2009, utilizing either stucco or brick on the exterior of all buildings.

D. Assignment of Agreement.

This Section refers to assignability of this Agreement, and not to assignability of the Project to be developed for housing. Developer shall not assign or transfer any interest in this Agreement. Except that Developer is permitted, upon City approval, to assign its interest to a Partnership or Corporation in which the Developer is the principal party or to an affiliated company, working with the Developer on the Project. Subject to the foregoing provision, this Agreement shall inure to the benefit of and be binding upon the parties to this Agreement and their respective successors and assigns; provided that upon any assignment of this Agreement by either party, the other party shall not be released from any obligation under, or liability accruing pursuant to this Agreement. Consent shall not unreasonably be withheld by either party.

E. Insurance Requirements and Hold Harmless Provision.

1. Developer agrees to obtain and maintain appropriate insurance during the course of the development of market rate single family housing with the City of Hobbs, as follows, and shall indemnify and hold harmless City, its employees, agents, officers and officials from any and all claims, losses, causes of action, and/or liabilities resulting from the conduct, negligence, errors or omissions of Developer or any employee or agent of Developer while engaged in performing the services called for herein.

2. The Developer shall maintain insurance coverage for General Liability, Automobile Liability, Errors and Omissions Insurance, and Workers' Compensation, subject to review and approval of the City Attorney.

F. Governing Law and Provisions.

1. This Agreement shall be governed by the laws of the State of New Mexico. Jurisdiction and venue relating to any litigation or dispute arising out of this Agreement shall be in the District Court of Lea County, New Mexico, only. If any part of this contract shall be deemed in violation of the laws or Constitution of New Mexico, only such part thereof shall be thereby invalidated, and all other parts hereof shall remain valid and enforceable.

2. If any party is found by a court to have breached this Agreement, the breaching party agrees to pay all reasonable costs, attorney's fees and expenses that shall be made or incurred by another party in enforcing any covenant or provision of this Agreement, including the expenses of in house counsel.

G. Final Payment and Release of Claims.

1. Developer, upon final payment of all amounts due under this Agreement, releases the City and its officers and employees from all liabilities, claims and obligations whatsoever arising from or under this Agreement.

2. City, upon Developer's final completion of all work items and covenants required of the Developer under this Agreement, shall release the Developer from all liabilities, claims and obligations whatsoever arising from or under this Agreement, on the day that is ten (10) years following the date of the City's issuance of a final certificate of occupancy on the Project.

H. Amendments.

This Agreement shall not be altered, changed, or amended except by written instrument approved and executed by both parties hereto.

I. Breach.

1. The following events constitute a breach of this Agreement by Developer:

a) Developer's failure to perform or comply with any of the terms, conditions or provisions of this Agreement.

2. The following events constitute a breach of this Agreement by City:

a) City's failure to perform or comply with any of the terms, conditions or provisions of this Agreement, including making timely and appropriate payments to the Developer.

J. Remedies Upon Breach.

1. Any party may sue to collect any and all damages that may accrue by virtue of the breach of this Agreement.

2. If any party is found by a court to have breached this Agreement, the breaching party agrees to pay all reasonable costs, attorney's fees and expenses that shall be made or incurred by another party in enforcing any covenant or provision of this Agreement.

K. Termination.

This Agreement shall be terminated upon the completion of all tenants herein specified or 180 days from date of ratification whichever comes first. A request for infrastructure reimbursement, for a qualified unit produced within the terms of this agreement, received after the Termination Date of this agreement will not be eligible for payment.

L. Notice.

All notices given pursuant to or in connection with this Agreement shall be made in writing and posted by regular mail, postage prepaid, to the City, ATTN: City Attorney, 200 E. Broadway,

Hobbs, NM 88240; to Developer ATTN and Diebal LLC, 131 Cindy Lou Dr., San Antonio, Texas 78249 and to such other address as requested by either party. Notice shall be deemed to be received on the fifth day following posting.

M. Entire Agreement.

The foregoing constitutes the entire agreement between the parties hereto and may be modified only in writing by the parties hereto.

IN WITNESS WHEREOF, the parties hereto have executed this Agreement the day and year first written above.

City of Hobbs

Developer

By: Sam D. Cobb, Mayor

By:  _____

ATTEST:

APPROVED AS TO FORM:

JAN FLETCHER, City Clerk

Efren Cortez, City Attorney



CITY OF HOBBS
COMMISSION STAFF SUMMARY FORM

MEETING DATE: January 22, 2019

SUBJECT: CONSIDERATION TO APPROVE A DEVELOPMENT AGREEMENT BETWEEN KRESS JONES AND THE CITY OF HOBBS CONCERNING THE PROJECTION OF GOINGS.

DEPT. OF ORIGIN: Planning Department
DATE SUBMITTED: January 14, 2019
SUBMITTED BY: Kevin Robinson - Planning Department

Summary: The City of Hobbs is proposing to enter into a Development Agreement with Kress Jones concerning the development of Goings north of the existing terminus. The subdivision of property, per MC Title 16, requires that all public infrastructures either be in place or surety given to the City that the cost for the same will be borne by the Subdivider prior to acceptance of the subdivision.

Fiscal Impact:

Reviewed By: [Signature] Finance Department

Receipt of the Cash Bond should eliminate any negative Fiscal Impact associated with the placement of the required public infrastructures.

Attachments: Development Agreement and attachments.

Legal Review:

Approved As To Form: [Signature] City Attorney

Recommendation:

Staff recommends consideration of approval of the Development Agreement.

Approved For Submittal By:

[Signature] Department Director

City Manager

CITY CLERK'S USE ONLY
COMMISSION ACTION TAKEN

Resolution No. Continued To:
Ordinance No. Referred To:
Approved Denied
Other File No.

CITY OF HOBBS

RESOLUTION NO. 6753

A RESOLUTION TO APPROVE A DEVELOPMENT AGREEMENT BETWEEN KRESS JONES AND THE CITY OF HOBBS CONCERNING THE PROJECTION OF GOINGS.

WHEREAS, the City of Hobbs is proposing to enter into Development Agreements with Kress Jones concerning the development of Goings Road; and

WHEREAS, the aforementioned Development Agreements requires Kress Jones, as the developer, to deposit a Cash Bond with the Municipality in an amount of 130% of the Engineer of Records Estimate or \$75,000.00 whichever is greater, as surety for the required public infrastructures, said agreement being in the best interest of the City.

NOW, THEREFORE BE IT RESOLVED BY THE GOVERNING BODY OF THE CITY OF HOBBS, NEW MEXICO, that

1. The City of Hobbs hereby approves the Development Agreement, which is attached hereto and made a part of this Agreement as Exhibit #1 and the Mayor, and/or his designee, is hereby authorized to execute the Agreement.
2. That City staff and officials are authorized to do any and all deeds to carry out the intent of this Resolution.

PASSED, ADOPTED AND APPROVED this 22nd day of January, 2019.

Sam D. Cobb, Mayor

ATTEST:

Jan Fletcher, City Clerk

INFRASTRUCTURE DEVELOPMENT AGREEMENT
Projection of Goings Road

THIS AGREEMENT, made and entered into this ___ day of _____ 2019, between the City of Hobbs, New Mexico, a New Mexico Municipal Corporation, (hereafter called the "City"); and Kress Jones and Patricia Jones, 3729 W Sanger, Hobbs, NM 88240 (hereafter called "Subdivider").

RECITALS:

WHEREAS, "Subdivider" desires to convey a portion of an undivided parent parcel located north of the existing terminus of Goings Road, within the City limits of the City of Hobbs; and

WHEREAS, the subdivision of property, per MC Title 16, requires that all public infrastructure either be in place or surety given to the City that the cost for the same will be borne by the Subdivider prior to acceptance of the subdivision or by the Developer prior to issuance of a Certificate of Occupancy; and

WHEREAS, infrastructure improvements would be required at the time of subdivision of the undivided parent parcels located adjacent to the projection of Goings Road, therefore, it has been determined by City and agreed by Subdivider that in lieu of Subdivider installing the required infrastructure at the time of subdivision, Subdivider shall deposit, or cause to be deposited, a Cash Bond Assessment for the required infrastructure prior to the proposed subdivision.

NOW, THEREFORE, in consideration of the above premises, the parties hereby agree as follows:

1. The Subdivider shall deposit with the City, prior to or concurrent with Municipal Approval of the proposed subdivision, a Cash Bond of 130% of the approved Engineer of Records Estimated Cost or \$75,000.00 whichever is greater for the development of the public infrastructures within the projection of Goings Road. The Subdivider may make periodic draws against the cash bond so deposited by presenting certified invoices, along with a copy of the cancelled check and lien release, to the City of Hobbs Engineer for reimbursement, if approved 75% of the invoice so presented, excluding Engineering and GRT, shall be released to the Subdivider.
2. The Subdivider shall design or cause to be designed construction plans, using the services of a registered New Mexico Civil Engineer, for the projection of Goings Road north from the existing terminus to the north property line of the Tract being created; plan set to include all municipal infrastructures; sewer, water and roadway improvements, as well as the Engineer of Record itemized Cost Estimate.
3. Upon Municipal approval of Subdivider's Construction Plan set and an issuance from the Municipality of a Notice to Proceed, Subdivider shall construct or cause to be constructed the required municipal infrastructure improvements, being the projection of Goings Road north from the existing terminus to the north property line of the Tract being created, using the construction plans as approved by the City. The Subdivider shall employ the services of a registered New Mexico Civil Engineer who shall certify the installation of the municipal infrastructure as to compliance with the plan set prior to municipal acceptance.
4. Failure of the Subdivider to produce an Engineer of Record certification for the proposed infrastructures within 365 days of ratification of this Agreement will forfeit any remaining Cash Bond deposited with the City.
5. Responsibilities of the parties hereto are as follows:
 - A. The Subdivider shall:
 - 1) Deposit with the City, prior to or concurrent with Municipal Approval of the proposed subdivision, a Cash Bond of 130% of the approved Engineer of Records Estimated Cost or \$75,000.00 whichever is greater for the development of the public infrastructures within the projection of Goings Road.

DA projection of Goings Lane, Page 2.

- 2) Install all public infrastructures within the projection of Goings Road.
- 3) Submit an Engineer of Record Certification prior to municipal acceptance for all public infrastructures within the projection of Goings Road.
- 4) Forfeit to the City any and all remaining balance of the Cash Bond and the approved Construction Plan Set if items 2 and 3 above are not completed within 365 days of ratification of this agreement.

B. The City shall:

- 1) Allow the subdivision of the parent parcel upon receipt of the required cash bond as surety given to the City that the cost for all public infrastructures required will be borne by the Subdivider.
- 2) City will review and process construction plans in a forthright manner and with due diligence.

6. All notices given pursuant to or in connection with this Agreement shall be made in writing and posted by regular mail, postage prepaid, to the City, ATTN: Planning Department, 200 E. Broadway; Hobbs, NM 88240; to Subdivider – Kress Jones and Patricia Jones, 3729 W Sanger, Hobbs, NM 88240, or to such other address as requested by either party. Notice shall be deemed to be received on the fifth day following posting.

7. This Agreement may be executed in one or more identical counterparts, and all counterparts so executed shall constitute one agreement which shall be binding on all of the parties.

8. This Agreement shall be subject to the laws of the State of New Mexico. Jurisdiction and venue relating to any litigation or dispute arising out of this Agreement shall be in the District Court of Lea County, New Mexico, only. If any part of this contract shall be deemed in violation of the laws or Constitution of New Mexico, only such part thereof shall be thereby invalidated, and all other parts hereof shall remain valid and enforceable.

9. Representations of City.

A. City is a duly organized and validly existing municipal corporation under the laws of the State of New Mexico with full municipal power to enter into this Agreement and to carry out the terms, conditions and provisions hereof.

B. City will continue review and processing of the development plans, and forthcoming building permit application in a forthright manner and with due diligence.

10. Representations of Subdivider.

To the best knowledge of Subdivider, there is no litigation, proceeding or governmental investigation either pending or threatened in any court, arbitration board or administrative agency against or relating to Subdivider to prevent or impede the consummation of this Agreement by Subdivider.

11. BREACH

A. The following events constitute a breach of this Agreement by Subdivider:

Subdivider's failure to perform or comply with any of the terms, conditions or provisions of this Agreement.

B. The following events constitute a breach of this Agreement by City:

City's failure to perform or comply with any of the terms, conditions or provisions of this Agreement.

12. REMEDIES UPON BREACH.

A. Any party may sue to collect any and all damages that may accrue by virtue of the breach of this Agreement.

B. If any party is found by a court to have breached this Agreement, the breaching party agrees to pay all reasonable costs, attorney's fees and expenses that shall be made or incurred by another party in enforcing any covenant or provision of this Agreement.

13. GOVERNING LAWS. This Agreement shall be governed by the laws of the State of New Mexico. Jurisdiction and venue relating to any litigation or dispute arising out of this Agreement shall be in the District Court of Lea County, New Mexico, only. If any part of this contract shall be deemed in violation of the laws or Constitution of New Mexico, only such part thereof shall be thereby invalidated, and all other parts hereof shall remain valid and enforceable.

14. TERMINATION. This Agreement shall be terminated upon the completion of all installation and construction defined herein or 365 days from ratification.

15. ENTIRE AGREEMENT. This Agreement constitutes the entire agreement among and between City and Subdivider and there are no other agreements or understandings, oral or otherwise, between the parties on the issues defined herein.

IN WITNESS WHEREOF, the parties hereto have executed this Agreement as of the date first written above.

CITY OF HOBBS

SUBDIVIDER – Kress Jones and Patricia Jones

Sam D. Cobb - Mayor

BY: _____

Its: _____

ATTEST:

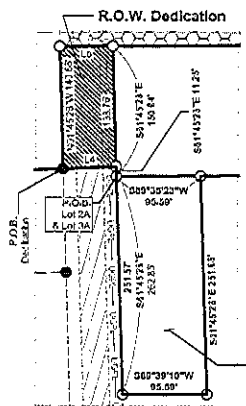
Jan Fletcher, City Clerk

APPROVED AS TO FORM:

Efren Cortez, City Attorney

WITTMAN SUMMARY SUBDIVISION

A SUMMARY SUBDIVISION OF TRACT 1A3, GOINGS LANE RV PARK SUMMARY SUBDIVISION
 LOCATED IN SECTION 31, T18S, R38E, N.M.P.M. CITY OF HOBBS, LEA COUNTY, NEW MEXICO.

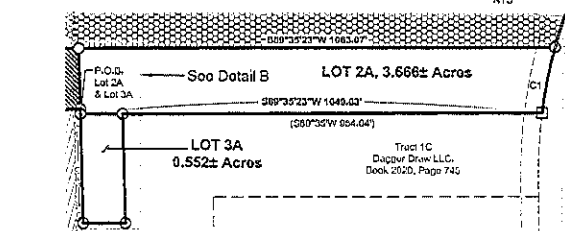


Detail B
NTS

Line #	Direction	Length
L1	S87° 45' 31\"/>	
L3	S01° 45' 28\"/>	
L4	S87° 45' 31\"/>	
L5	N80° 35' 23\"/>	

LOT 3A
0.552± Acres

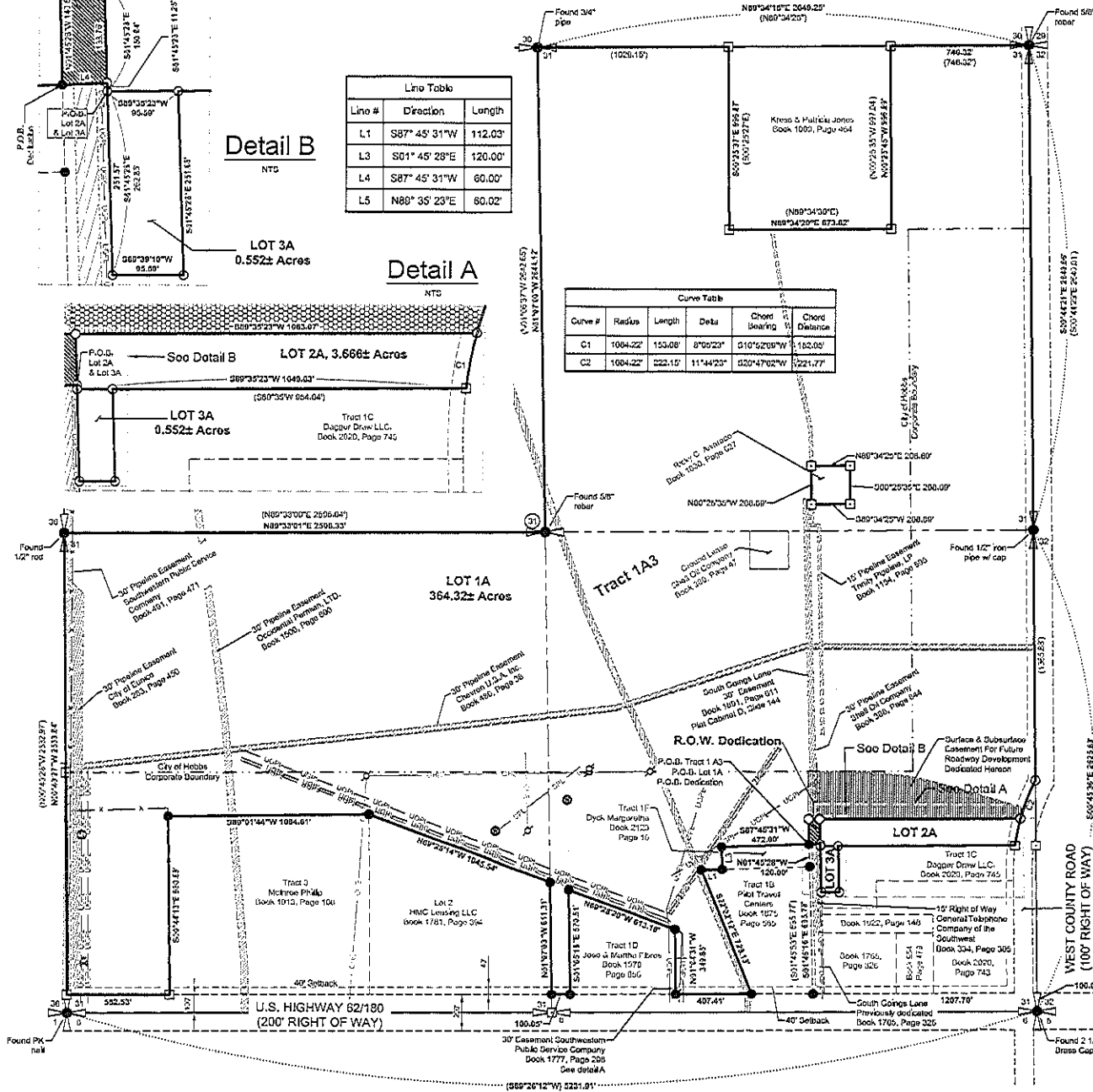
Detail A
NTS



LOT 2A, 3.666± Acres

LOT 3A
0.552± Acres

Curve #	Radius	Length	Delta	Chord Bearing	Chord Distance
C1	1064.22'	153.08'	8°09'23\"/>		
C2	1064.22'	222.10'	11°44'23\"/>		



BASIS OF BEARING

The basis of bearing for this survey is Grid North based on the New Mexico State Plane Coordinate System East Zone, as determined by GPS/GNSS observations. Ground coordinates were obtained by applying a combined grid to ground scale factor of 0.9989992589 at control point located at N819812.405, E894575.807. True North can be obtained by applying a convergence angle of 0°36'52\"/>

LEGEND

- Recovered 5/8" Rebar except as noted
- Set 1/8" Rebar With Aluminum Cap Marked "PS 16873"
- ⊕ Water Valve
- ⊙ Sign
- ⊖ Power Pole
- ⊗ Sewer Manhole
- ⊘ Well
- ⊙ Calculated Point
- ⊕ Found Section Corner
- ⊙ Found Quarter Section Corner
- Property Line
- Section Line
- - - Quarter Section Line
- - - Adjacent Property Line
- - - Fence Line
- - - City of Hobbs Corporate Boundary
- - - Right of Way Line
- - - 40' Outback Line
- OHL Overhead Electric Line
- UOPL/UGPL Underground Pipeline
- SPL Surface Pipeline
- ▨ R.O.W. Dedication Per this Plat
- ▨ Surface & Subsurface Easement/Dedication Per this Plat
- ▨ Easement on noted
- XXX'XXX'XXX' Measured Bearing and/or Distance
- (XX'XXX'XX'XXX') Record Bearing and/or Distance



PETTIGREW & ASSOCIATES PA
 ENGINEERING | SURVEYING | TESTING
 DEFINING QUALITY SINCE 1965
 100 E. Navajo - Suite 100, Hobbs New Mexico 88240
 T 575 393 9627 F 575 393 1543
 Pettigrew.us

PROJECT SURVEYOR: R. Mulhan
 DRAWN BY: E.W., K.B. & H.C.



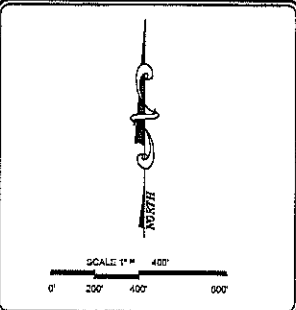
INDEXING INFORMATION FOR COUNTY CLERK

OWNER:
KRESS JONES

LOCATION:
 PART OF SECTION 31, T18S, R38E,
 N.M.P.M., CITY OF HOBBS, LEA COUNTY
 NEW MEXICO.

REVISIONS

No.	DATE	DESCRIPTION

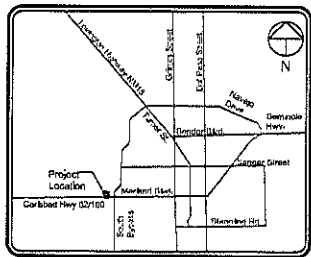


Summary Subdivision Plat

Wittman
 Subdivision
 FOR
 Tyler Wittman

PROJECT NUMBER: 2018.1204
 REFERENCE NUMBER: 2016.1206

SHEET: 1 of 3
SU - 101



VICINITY MAP
N.T.S.

RECORD DESCRIPTION PER SUBDIVISION PLAT-RECORDED IN BOOK 2, PAGE 479

EXISTING TRACT 1A3

A tract of land located in the Northeast Quarter and the South Half of Section 31, Township 18 South, Range 38 East, N.M.P.M., Lea County, New Mexico and being more particularly described as follows:

Commencing at a found 2-1/2 inch brass cap being accepted as the southeast corner of Section 31, then N00°45'30"W along the east line of said Section 31, 100.00 feet, and S89°28'12"W along the north right of way line of U.S. Highway 62/180, 1207.70 feet to a found 5/8 inch rebar with red plastic cap marked "HICKS NMPS 12348" being the southeast corner of Tract 1B, Pilot Travel Centers, Summary Subdivision as recorded in Book 1875, Page 565, Lea County Records, Lea County, New Mexico, and N01°48'10"W along the west right-of-way line of South Goings Lane, 895.78 feet to a found 5/8 inch rebar with red plastic cap marked "HICKS NMPS 12348", and N01°45'28"W along the east line of said Tract 1F, 120.00 feet to a set 5/8 inch rebar with red plastic cap marked "HICKS NMPS 12348" being the northeast corner of said Tract 1F and the Point of Beginning; thence S87°45'31"W along the north line of said Tract 1F, 472.00 feet to a set 5/8 inch rebar with red plastic cap marked "HICKS NMPS 12348" and the northwest corner of said Tract 1F; thence S01°45'28"E along the west line of said Tract 1F, 120.00 feet to a set 5/8 inch rebar with red plastic cap marked "HICKS NMPS 12348" and the southwest corner of said Tract 1F; thence S87°45'31"W along the north line of Tract 1B, 112.03 feet to a found 5/8 inch rebar with red plastic cap marked "HICKS NMPS 12348" and the northwest corner of said Tract 1B; thence S22°02'12"E along the west line of said Tract 1B, 729.13 feet to the north right of way line of U.S. Highway 62/180 and the southwest corner of said Tract 1B; thence S89°28'12"W along the north right of way line of U.S. Highway 62/180, 4074.1 feet to a set 5/8 inch rebar with red plastic cap marked "HICKS NMPS 12348" and the southeast corner of Tract 1D, Jose Flores, Martha Flores, recorded in Book 1970, Page 856, Lea County Records, Lea County, New Mexico; thence N01°04'31"W along the east line of said Tract 1D, 349.85 feet to a found 5/8 inch rebar with red plastic cap marked "HICKS NMPS 12348" and the northeast corner of said Tract 1D; thence N69°28'20"W along the north line of said Tract 1D, 813.18 feet to a found 5/8 inch rebar with red plastic cap marked "HICKS NMPS 12348" and the northwest corner of said Tract 1D; thence N01°09'18"E along the west line of said Tract 1D, 570.51 feet to a set 5/8 inch rebar with red plastic cap marked "HICKS NMPS 12348" and the north right of way line of U.S. Highway 62/180; thence S89°28'12"W along the north right of way line of U.S. Highway 62/180, 100.05 feet to a found 5/8 inch rebar with red plastic cap marked "HICKS NMPS 12348" and the southeast corner of Lot 2, HMC Leasing, recorded in Book 1781, Page 394, Lea County Records, Lea County, New Mexico; thence N01°07'03"W along the east line of said Lot 2, 811.31 feet to a found 5/8 inch rebar with red plastic cap marked "HICKS NMPS 12348" and the northeast corner of said Lot 2; thence N89°28'14"W along the north line of said Lot 2, 1045.54 feet to a found 5/8 inch rebar with red plastic cap marked "HICKS NMPS 12348" and the northwest corner of said Lot 2; thence S89°28'14"W along the north line of Tract 3, Philip McInroe, recorded in Book 1913, Page 108, Lea County Records, Lea County, New Mexico, 1084.61 feet to a found 5/8 inch rebar with red plastic cap marked "HICKS NMPS 12348" and the northwest corner of said Tract 3; thence S00°44'13"E along the west line of said Tract 3, 980.89 feet to the north right of way line of U.S. Highway 62/180 and the southwest corner of said Tract 3; thence S89°28'12"W along the north right of way line of U.S. Highway 62/180, 552.53 feet to the west line of Section 31; thence N00°40'27"W along the west line of said Section 31, 2533.04 feet to a found 1/2 inch rod accepted as the west quarter corner of said Section 31; thence N89°33'01"E along the north line of the southwest quarter 2596.33 feet to a found 5/8 inch rebar with red plastic cap marked "HICKS NMPS 12348" and the southwest corner of the northeast quarter of Section 31; thence N01°07'00"W along the west line of the northeast quarter, 2044.12 feet to a found 3/4 inch pipe accepted as the north quarter corner of Section 31; thence N89°34'15"E along the north line of Section 31, 1029.15 feet to the northwest corner of a property of Kress & Patricia Jones, recorded in Book 1009, Page 484, Lea County Records, Lea County, New Mexico; thence S00°29'37"E along the west line of said property of Kress & Patricia Jones, 936.87 feet to the southwest corner of said property of Kress & Patricia Jones; thence N89°34'20"E along the south line of said property of Kress & Patricia Jones, 873.82 feet to the southeast corner of said property of Kress & Patricia Jones; thence N00°25'45"W along the west line of said property of Kress & Patricia Jones, 999.89 feet to the north line of Section 31 and the northeast corner of said property of Kress & Patricia Jones; thence N89°34'15"E along the north line of Section 31, 746.32 feet to a found 3/8 inch rebar with red plastic cap marked "HICKS NMPS 12348" and the northeast corner of Section 31; thence S00°44'21"E along the east line of Section 31, 2640.00 feet to a found 1/2 inch iron pipe with cap and the east quarter corner of Section 31; thence S00°45'36"E along the east line of Section 31, 1365.88 feet to the beginning of a non-tangent curve, concave to the southeast, having a radius of 1084.22 feet and a radial bearing of N63°20'46"W, thence southwesterly along said curve with an arc length of 375.24 feet and a central angle of 10°49'49" to the northeast corner of Tract 1C, Daggler Draw LLC, recorded in Book 2820, Page 745, Lea County Records, Lea County, New Mexico; thence S89°35'23"W along the north line of said Tract 1C, 604.04 feet to the northwest corner of said Tract 1C; thence S01°45'28"E along the west line of said Tract 1C, 231.88 feet to the northeast corner of said Tract 1C; thence S89°38'10"W along the east right-of-way line of South Goings Lane; thence N01°45'28"W along the east right of way line of said South Goings Lane, 292.85 feet to a set 5/8 inch rebar with red plastic cap marked "HICKS NMPS 12348" and the northeast corner of dedication; thence S87°45'31"W 60.00 feet along the north line of dedication to the Point of Beginning. Said tract of land containing 384.320 acres, more or less, LESS AND EXCEPT a one acre tract of land beginning at a point which lies S89°34'15"W 973.17 feet and S00°25'35"E 208.69 feet from a found 5/8 inch rebar and the northeast corner of said Section 31; thence S00°25'35"E 208.69 feet; thence S89°34'25"W 208.69 feet; thence N00°25'35"W 208.69 feet; thence N89°34'25"E 208.69 feet to the Point of Beginning and containing 1.00 acres, more or less.

NEW LOT 1A DESCRIPTION

A tract of land located in the Northeast Quarter and the South Half of Section 31, Township 18 South, Range 38 East, N.M.P.M., Lea County, New Mexico and being more particularly described as follows:

Commencing at a found 2-1/2 inch brass cap being accepted as the southeast corner of Section 31, then N00°45'30"W along the east line of said Section 31, 100.00 feet, and S89°28'12"W along the north right of way line of U.S. Highway 62/180, 1207.70 feet to a recovered 5/8 inch rebar with red plastic cap marked "HICKS NMPS 12348" being the southeast corner of Tract 1B, Pilot Travel Centers, Summary Subdivision as recorded in Book 1875, Page 565, Lea County Records, Lea County, New Mexico, and N01°48'10"W along the west right-of-way line of South Goings Lane, 895.78 feet to a recovered 5/8 inch rebar with red plastic cap marked "HICKS NMPS 12348", and N01°45'28"W along the east line of Tract 1F, 120.00 feet to a set 5/8 inch rebar with red plastic cap marked "HICKS NMPS 12348" being the northeast corner of said Tract 1F and the Point of Beginning; thence S87°45'31"W along the north line of said Tract 1F, 472.00 feet to a recovered 5/8 inch rebar with red plastic cap marked "HICKS NMPS 12348" and the northwest corner of said Tract 1F; thence S01°45'28"E along the west line of said Tract 1F, 120.00 feet to a recovered 5/8 inch rebar with red plastic cap marked "HICKS NMPS 12348" and the southwest corner of said Tract 1F; thence S87°45'31"W along the north line of Tract 1B, 112.03 feet to a recovered 5/8 inch rebar with red plastic cap marked "HICKS NMPS 12348" and the northwest corner of said Tract 1B; thence S22°02'12"E along the west line of said Tract 1B, 729.13 feet to the north right of way line of U.S. Highway 62/180 and the southwest corner of said Tract 1B; thence S89°28'12"W along the north right of way line of U.S. Highway 62/180, 4074.1 feet to a recovered 5/8 inch rebar with red plastic cap marked "HICKS NMPS 12348" and the southeast corner of Tract 1D, Jose Flores, Martha Flores, recorded in Book 1970, Page 856, Lea County Records, Lea County, New Mexico; thence N01°04'31"W along the east line of said Tract 1D, 349.85 feet to a recovered 5/8 inch rebar with red plastic cap marked "HICKS NMPS 12348" and the northeast corner of said Tract 1D; thence N69°28'20"W along the north line of said Tract 1D, 813.18 feet to a recovered 5/8 inch rebar with red plastic cap marked "HICKS NMPS 12348" and the northwest corner of said Tract 1D; thence N01°09'18"E along the west line of said Tract 1D, 570.51 feet to a set 5/8 inch rebar with red plastic cap marked "HICKS NMPS 12348" and the north right of way line of U.S. Highway 62/180; thence S89°28'12"W along the north right of way line of U.S. Highway 62/180, 100.05 feet to a recovered 5/8 inch rebar with red plastic cap marked "HICKS NMPS 12348" and the southeast corner of Lot 2, HMC Leasing, recorded in Book 1781, Page 394, Lea County Records, Lea County, New Mexico; thence N01°07'03"W along the east line of said Lot 2, 811.31 feet to a recovered 5/8 inch rebar with red plastic cap marked "HICKS NMPS 12348" and the northeast corner of said Lot 2; thence N89°28'14"W along the north line of said Lot 2, 1045.54 feet to a recovered 5/8 inch rebar with red plastic cap marked "HICKS NMPS 12348" and the northwest corner of said Lot 2; thence S89°28'14"W along the north line of Tract 3, Philip McInroe, recorded in Book 1913, Page 108, Lea County Records, Lea County, New Mexico, 1084.61 feet to a recovered 5/8 inch rebar with red plastic cap marked "HICKS NMPS 12348" and the northwest corner of said Tract 3; thence S00°44'13"E along the west line of said Tract 3, 980.89 feet to the north right of way line of U.S. Highway 62/180 and the southwest corner of said Tract 3; thence S89°28'12"W along the north right of way line of U.S. Highway 62/180, 552.53 feet to the west line of Section 31; thence N00°40'27"W along the west line of said Section 31, 2533.04 feet to a found 1/2 inch rod accepted as the west quarter corner of said Section 31; thence N89°33'01"E along the north line of the southwest quarter 2596.33 feet to a recovered 5/8 inch rebar with red plastic cap marked "HICKS NMPS 12348" and the southwest corner of the northeast quarter of Section 31; thence N01°07'00"W along the west line of the northeast quarter, 2044.12 feet to a found 3/4 inch pipe accepted as the north quarter corner of Section 31; thence N89°34'15"E along the north line of Section 31, 1029.15 feet to the northwest corner of a property of Kress & Patricia Jones, recorded in Book 1009, Page 484, Lea County Records, Lea County, New Mexico; thence S00°29'37"E along the west line of said property of Kress & Patricia Jones, 936.87 feet to the southwest corner of said property of Kress & Patricia Jones; thence N89°34'20"E along the south line of said property of Kress & Patricia Jones, 873.82 feet to the southeast corner of said property of Kress & Patricia Jones; thence N00°25'45"W along the west line of said property of Kress & Patricia Jones, 999.89 feet to the north line of Section 31 and the northeast corner of said property of Kress & Patricia Jones; thence N89°34'15"E along the north line of Section 31, 746.32 feet to a found 5/8 inch rebar and the northeast corner of Section 31; thence S00°44'21"E along the east line of Section 31, 2640.00 feet to a found 1/2 inch iron pipe with cap and the east quarter corner of Section 31; thence S00°45'36"E along the east line of Section 31, 1365.88 feet to aluminum cap marked "PS 16873" being the beginning of a non-tangent curve, to the left, having a radius of 1084.22 feet which bears S03°20'46"E, thence southwesterly along said curve on an arc length of 222.15 feet and a central angle of 11°44'23" to a set 5/8 inch rebar with aluminum cap marked "PS 16873" and the north prepared northeast corner of Lot 2A; thence S89°35'23"W along the north line of said Lot 2A, 1083.07 feet to a set 5/8 inch rebar with aluminum cap marked "PS 16873" and the northwest corner of said Lot 2A; thence N00°25'35"E 2286.00 feet from a found 5/8 inch rebar and the northeast corner of said Section 31; thence S00°25'35"E 208.69 feet; thence S89°34'25"W 208.69 feet; thence N00°25'35"W 208.69 feet; thence N89°34'25"E 208.69 feet to the Point of Beginning and containing 1.00 acres, more or less.

NEW LOT 2A DESCRIPTION

A tract of land located in the Southeast Quarter of Section 31, Township 18 South, Range 38 East, N.M.P.M., Lea County, New Mexico and being more particularly described as follows:

Commencing at a found 2-1/2 inch brass cap being accepted as the southeast corner of Section 31, then N00°45'30"W along the east line of said Section 31, 100.00 feet, and S89°28'12"W along the north right of way line of U.S. Highway 62/180, 1207.70 feet to a recovered 5/8 inch rebar with red plastic cap marked "HICKS NMPS 12348" being the southeast corner of Tract 1B, Pilot Travel Centers, Summary Subdivision as recorded in Book 1875, Page 565, Lea County Records, Lea County, New Mexico, and N01°48'10"W along the west right-of-way line of South Goings Lane, 895.78 feet to a recovered 5/8 inch rebar with red plastic cap marked "HICKS NMPS 12348", and N01°45'28"W along the east line of Tract 1F, 120.00 feet to a recovered 5/8 inch rebar with red plastic cap marked "HICKS NMPS 12348" being the northeast corner of said Tract 1F and the Point of Beginning; thence S87°45'31"E along the south line of Dedication, 60.00 feet to a set 5/8 inch rebar with red plastic cap marked "HICKS NMPS 12348" being the southeast corner of said Dedication, and S01°45'28"E, 11.28 feet to a set 5/8 inch rebar with aluminum cap marked "PS 16873" being the Point of Beginning; thence N89°35'23"E 1049.63 feet to the beginning of a non-tangent curve, to the right, having a radius of 1084.22 feet which bears S63°20'46"E, thence northeasterly along said curve an arc length of 153.08 feet and a central angle of 8°09'23" along the west right of way line of West County Road to a set 5/8 inch rebar with aluminum cap stamped "PS 16873"; thence S89°35'23"W 1083.07 feet to a set 5/8 inch rebar with aluminum cap marked "PS 16873"; thence S01°45'28"E 150.04 feet to the Point of Beginning. Said tract of land containing 3.000 acres, more or less.

NEW LOT 3A DESCRIPTION

A tract of land located in the Southeast Quarter of Section 31, Township 18 South, Range 38 East, N.M.P.M., Lea County, New Mexico and being more particularly described as follows:

Commencing at a found 2-1/2 inch brass cap being accepted as the southeast corner of Section 31, then N00°45'30"W along the east line of said Section 31, 100.00 feet, and S89°28'12"W along the north right of way line of U.S. Highway 62/180, 1207.70 feet to a found 5/8 inch rebar with red plastic cap marked "HICKS NMPS 12348" being the southeast corner of Tract 1B, Pilot Travel Centers, Summary Subdivision as recorded in Book 1875, Page 565, Lea County Records, Lea County, New Mexico, and N01°48'10"W along the west right-of-way line of South Goings Lane, 895.78 feet to a recovered 5/8 inch rebar with red plastic cap marked "HICKS NMPS 12348", and N01°45'28"W along the east line of Tract 1F, 120.00 feet to a recovered 5/8 inch rebar with red plastic cap marked "HICKS NMPS 12348" being the northeast corner of said Tract 1F and the Point of Beginning; thence S87°45'31"E along the south line of Dedication, 60.00 feet to a set 5/8 inch rebar with aluminum cap marked "PS 16873" being the southeast corner of said Dedication, and S01°45'28"E along the west line of Lot 2A, 11.28 feet to a 5/8 inch rebar with aluminum cap marked "PS 16873" being the southeast corner of said Lot 2A, and the Point of Beginning; thence S01°45'28"E 251.57 feet to a set 5/8 inch rebar with aluminum cap marked "PS 16873"; thence N89°30'10"E 95.59 feet to a set 5/8 inch rebar with aluminum cap marked "PS 16873"; thence N01°45'28"W 251.68 feet to a set 5/8 inch rebar with aluminum cap marked "PS 16873"; thence S89°35'23"W 95.59 feet to the Point of Beginning. Said tract of land containing 0.552 acres, more or less.

NEW DEDICATION DESCRIPTION

A tract of land located in the Southeast Quarter of Section 31, Township 18 South, Range 38 East, N.M.P.M., Lea County, New Mexico and being more particularly described as follows:

Commencing at a found 2-1/2 inch brass cap being accepted as the southeast corner of Section 31, then N00°45'30"W along the east line of said Section 31, 100.00 feet, and S89°28'12"W along the north right of way line of U.S. Highway 62/180, 1207.70 feet to a recovered 5/8 inch rebar with red plastic cap marked "HICKS NMPS 12348" and the southeast corner of Tract 1B, Pilot Travel Centers, Summary Subdivision as recorded in Book 1875, Page 565, Lea County Records, Lea County, New Mexico, and N01°48'10"W along the west right-of-way line of South Goings Lane, 895.78 feet to a recovered 5/8 inch rebar with red plastic cap marked "HICKS NMPS 12348", and N01°45'28"W 120.00 feet to the Point of Beginning; thence a 5/8 inch rebar with aluminum cap marked "PS 16873"; thence N01°45'28"W 140.68 feet to a set 5/8 inch rebar with aluminum cap marked "PS 16873"; thence N89°35'23"E 80.02 feet to a 5/8 inch rebar with aluminum cap marked "PS 16873"; thence S01°45'28"E 138.76 feet to a 5/8 inch rebar with aluminum cap marked "PS 16873"; thence S87°45'31"W 60.00 feet to the Point of Beginning and containing 0.19 acres, more or less.

SURFACE AND SUBSURFACE EASEMENT DEDICATION DESCRIPTION

An easement reserved for future Road and utility construction through Section 31, Township 18 South, Range 38 East, New Mexico Principal Meridian, Lea County, New Mexico, more particularly described as follows:

Commencing at a found 2-1/2 inch brass cap being accepted as the southeast corner of Section 31, then N00°45'30"W along the east line of said Section 31, 1052.88 feet; then S89°35'23"W 81.44 feet to the Southeast Corner of Lot 2A and the Point of Beginning (P.O.B.); thence along a non-tangent curve to the right with a delta of 3°10'17", a radius of 1084.22 feet and length of 80.01 feet; thence N19°38'07"E 87.70 feet to a point of intersection and POC; thence N73°30'01"W 418.44 feet; thence along a tangent curve to the left with a delta of 6°59'23", a radius of 1830.00 feet and length of 546.86 feet to a point on the North line of the City of Hobbs Corporate Boundary; thence along said North Line S69°30'8"W 233.33 feet; thence S01°45'29"E 257.40 feet; thence N89°39'29"E 1143.09 feet to the Point of Beginning.

PETTIGREW & ASSOCIATES PA
ENGINEERING | SURVEYING | TESTING
DEFINING QUALITY SINCE 1905
100 E. Navajo • Suite 100, Hobbs New Mexico 88240
T 575 393 8827 F 575 393 1543
Pettigrew.us

PROJECT SURVEYOR: R. Mulliken
DRAWN BY: E.W., K.B. & H.G.



INDEXING INFORMATION FOR COUNTY CLERK
OWNER: KRESS JONES
LOCATION: PART OF SECTION 31, T18S, R38E, N.M.P.M., CITY OF HOBBS, LEA COUNTY NEW MEXICO.

Table with 3 columns: No., DATE, DESCRIPTION. Contains one row with data.

State of New Mexico, County of _____
I hereby certify that this instrument was filed for record on:
The _____ Day of _____
20 _____ A.D.
At _____ O'Clock _____ M.
Cabinet _____ Slide _____
Book _____ Page _____
By _____ County Clerk
By _____ Deputy

Summary Subdivision Plat
Wittman Subdivision
FOR Tylor Wittman

PROJECT NUMBER: 2018.1204
REFERENCE NUMBER: 2016.1206

SHEET: 2 of 3
SU - 102

CERTIFICATE OF SURVEY

I, Richard L. Mulliken, New Mexico Professional Surveyor, hereby certify that this Summary Subdivision Plat was prepared from an actual ground survey performed by me or under my supervision, that this survey is true and correct to the best of my knowledge and belief. That this Summary Subdivision Plat and the field survey upon which it is based meet the Minimum Standards for Surveying in New Mexico.

Richard L. Mulliken, P.S. 126873 _____ Date _____

PRELIMINARY

OWNERS STATEMENT AND AFFIDAVIT

State of New Mexico:
County of Lea:

The undersigned first duly sworn on oath, state: On behalf of the owners and proprietors we have of our own free will and consent caused this plat with its tracts to be platted and the area shown hereon as Roadway Dedication to be dedicated to the public as described in fee simple forever. The property described on this plat lies within the platting jurisdiction of City of Hobbs.

By _____
Kress Jones

ACKNOWLEDGMENT

State Of New Mexico:
County Of Lea:

On this _____ day of _____, 20____, before me, _____, to me known to be the persons described in and who executed the foregoing instrument and acknowledged that they executed the same as their free act and deed.

Witness my hand and official seal the day and year last above written.

My commission expires: _____

Notary Public

CERTIFICATE OF MUNICIPAL APPROVAL

I, Kevin Robinson, Lead Project Manager for the City of Hobbs, Lea County, New Mexico, do hereby certify that the foregoing plat in the City of Hobbs, Lea County, New Mexico, was reviewed and deemed compliant with the Municipal Summary Process Regulations on this _____ day of _____, 20____.

Kevin Robinson, Lead Project Manager

Jan Fletcher, City Clerk

ACKNOWLEDGMENT

State of New Mexico:
County of Lea:

On this _____ day of _____, 20____, before me, Kevin Robinson and Jan Fletcher to me known to be the persons described in and who executed the foregoing instrument and acknowledged that they executed the same as their free act and deed.

Witness my hand and official seal the day and year last above written.

My Commission Expires: _____

Notary Public



PETTIGREW & ASSOCIATES PA
ENGINEERING | SURVEYING | TESTING
DEFINING QUALITY SINCE 1988
100 E. Navajo - Suite 100, Hobbs New Mexico 88240
T 575 393 9827 F 575 393 1543
Pettigrew.us

PROJECT SURVEYOR: R. Mulliken
DRAWN BY: G.W., K.D. & H.J.



PRELIMINARY

INDEXING INFORMATION FOR COUNTY CLERK

OWNER:
KRESS JONES

LOCATION:
PART OF SECTION 31, T18S, R38E,
N.M.P.M., CITY OF HOBBS, LEA COUNTY
NEW MEXICO.

REVISIONS

No.	DATE	DESCRIPTION

State of New Mexico, County of _____
I here by certify that this instrument was filed for record on:

The _____ Day of _____
20____, A.D.

At _____ O'Clock _____, M.
Cabinet _____ Slide _____
Book _____ Page _____

By _____
County Clerk

By _____
Deputy

Summary Subdivision Plat

Wittman
Subdivision
FOR
Tyler Wittman

PROJECT NUMBER: 2018.1204
REFERENCE NUMBER: 2016.1206

SHEET: 3 of 3
SU - 103



CITY OF HOBBS
COMMISSION STAFF SUMMARY FORM

MEETING DATE: January 22, 2019

SUBJECT: Repeal of Resolution 6721 and Replace with Purchase of Type 5 Skeeter Brush Truck
DEPT. OF ORIGIN: Fire Department
DATE SUBMITTED: January 14, 2019
SUBMITTED BY: Barry Young, Deputy Fire Chief

Summary:

On October 1, 2018, the City of Hobbs Commission approved Resolution 6721 authorizing the purchase of a 2017 Ford F550 Type 6 Brush Truck utilizing a HGAC contract in the amount of \$194,681.00. On October 3, 2018, the department contacted the vendor concerning the purchase and were advised the truck was no longer available through HGAC due to it being purchased by the said vendor sometime in July 2018. Since the truck was no longer available through an HGAC contract, the department could not continue with the purchase and wishes to have Resolution 6721 repealed in order to obtain approval for the purchase of a Type 5 Skeeter Brush Truck.

After being notified of the issue with the original truck not being available as originally agreed to, the department sought out other trucks which could be available utilizing HGAC in order to replace a 2006 Ford F550 Quick Attack. The department has received a proposal from Siddons-Martin Emergency Group, and wishes to purchase a 2019 Ford F550 Type 5 Skeeter Brush Truck utilizing a HGAC contract. The specifications for the truck have been reviewed by a committee within the Hobbs Fire Department, and they meet and/or exceed the standards followed by the department.

Fiscal Impact:

Reviewed By: [Signature]
Finance Department

The total cost of the Type 5 Skeeter Brush Truck is \$195,394.00, which will come from funds budgeted this fiscal year in 001-0220-040-43003 (Vehicle Replacement).

Attachments:

- 1. Resolution 6721
2. New Resolution
3. Proposal
4. HGAC Contract
5. Component List
6. Specifications

Legal Review:

Approved As To Form: [Signature]
City Attorney

Recommendation:

Mayor and Commission to repeal Resolution 6721 and approve the purchase of a 2019 Ford F550 Type 5 Skeeter Brush Truck at a cost of \$195,394.00.

Approved For Submittal By:

[Signature]
Department Director

City Manager

CITY CLERK'S USE ONLY
COMMISSION ACTION TAKEN

Resolution No. _____ Continued To: _____
Ordinance No. _____ Referred To: _____
Approved _____ Denied _____
Other _____ File No. _____

CITY OF HOBBS

RESOLUTION NO. 6754

A RESOLUTION AUTHORIZING THE REPEAL OF RESOLUTION NO. 6721
AND REPLACING WITH RESOLUTION APPROVING
THE PURCHASE OF TYPE 5 SKEETER BRUSH TRUCK

WHEREAS, on October 1, 2018 the City of Hobbs Commission approved Resolution No. 6721 authorizing the purchase of a 2017 Ford F550 Type 6 Brush Truck utilizing a HGAC contract and on October 3, 2018 it was learned that this truck was no longer available and the department could not continue with the purchase; and

WHEREAS, the City of Hobbs Fire Department then sought out other trucks which would be available utilizing the HGAC contract in order to replace a 2006 Ford F550 Quick Attack; and

WHEREAS, the department has received a proposal from Siddons-Martin Emergency Group to purchase a 2019 Ford F550 Skeeter Brush Truck utilizing a HGAC contract; and

WHEREAS, a fire department committee has reviewed specifications and finds that they meet and/or exceed the standards followed by the department; and

WHEREAS, the total cost of the Type 5 Skeeter Brush truck is \$195,394.00 which will come from funds budgeted for fiscal year 2019;

NOW, THEREFORE, BE IT RESOLVED BY THE GOVERNING BODY OF THE CITY OF HOBBS, NEW MEXICO, that the Mayor be and hereby is, authorized and directed to effectuate this Resolution authorizing the repeal of Resolution No. 6721 and approving the purchase of a Type 5 Skeeter Brush Truck.

PASSED, ADOPTED AND APPROVED this 22nd day of January, 2019.

SAM D. COBB, Mayor

JAN FLETCHER, City Clerk

CITY OF HOBBS

RESOLUTION NO. 6721

A RESOLUTION AUTHORIZING THE PURCHASE
OF A 2017 FORD F550 TYPE 6 BRUSH TRUCK

WHEREAS, the City of Hobbs Fire Department wishes to purchase a 2017 Ford F550 Type 6 Brush Truck utilizing an HGAC contract; and

WHEREAS, the 2017 Ford F550 Type 6 Brush Truck is a demo apparatus and has not been utilized in any operational conditions by any department; and

WHEREAS, the specifications have been reviewed by a committee within the Hobbs Fire Department and meet and/or exceed the standards followed by the department; and


WHEREAS, the total cost of the 2017 Ford F550 Type 6 Brush Truck is \$194,861.00; and


WHEREAS, the funding for this purchase will come from funds budgeted this fiscal year in 001-0220-040-43003 (Vehicle Replacement);

NOW, THEREFORE, BE IT RESOLVED BY THE GOVERNING BODY OF THE CITY OF HOBBS, NEW MEXICO, that the Mayor be and hereby is, authorized and directed to effectuate this Resolution authorizing the purchase of a 2017 Ford F550 Type 6 Brush Truck.

PASSED, ADOPTED AND APPROVED this 1st day of October, 2018.




JAN FLETCHER, City Clerk


SAM D. COBB, Mayor

Siddons-Martin Emergency Group

Protecting the Southwest

4214 2nd St NW
Albuquerque, NM 87107
License 3100
EIN 27-4333590

December 26, 2018

Mark Ray, Battalion Chief
Hobbs Fire Dept, City of
301 W. White
Hobbs NM 88240

Proposal for Type 5 Skeeter Brush Truck

Siddons-Martin Emergency Group, LLC is pleased to provide the following proposal to Hobbs Fire Dept, City of. Unit will comply with all specifications attached and made a part of this proposal. Total price includes delivery FOB Hobbs Fire Dept, City of and training on operation and use of the apparatus.

Description	Amount
3720652, No. 3473, Type 5 Skeeter Brush Truck Skeeter, Ford, Super Cab, Skeeter, Step-Side, Ford Powerstroke 330, 500 gal, Hale HPX300-KB24, 24 Price guaranteed for 30 days. Delivery within 11-12 months of order date. A warranty term of 12 months is included.	Vehicle Price \$ 194,394.00 SUB TOTAL \$ 194,394.00
H-GAC FS12-17	\$ 2,000.00
TOTAL	\$ 196,394.00

Taxes. Tax is not included in this proposal. In the event that the purchasing organization is not exempt from sales tax or any other applicable taxes and/or the proposed apparatus does not qualify for exempt status, it is the duty of the purchasing organization to pay any and all taxes due. Balance of sale price is due upon acceptance of the apparatus at the factory.

Late Fee. A late fee of .033% of the sale price will be charged per day for overdue payments beginning ten (10) days after the payment is due for the first 30 days. The late fee increases to .044% per day until the payment is received. In the event a prepayment is received after the due date, the discount will be reduced by the same percentages above increasing the cost of the apparatus.

Cancellation. In the event this proposal is accepted and a purchase order is issued then cancelled or terminated by Customer before completion, Siddons-Martin Emergency Group may charge a cancellation fee. The following charge schedule based on costs incurred may be applied:

- (A) 10% of the Purchase Price after order is accepted and entered by Manufacturer;
- (B) 20% of the Purchase Price after completion of the approval drawings;
- (C) 30% of the Purchase Price upon any material requisition.

The cancellation fee will increase accordingly as costs are incurred as the order progresses through engineering and into manufacturing. Siddons-Martin Emergency Group endeavors to mitigate any such costs through the sale of such product to another purchaser; however, the customer shall remain liable for the difference between the purchase price and, if applicable, the sale price obtained by Siddons-Martin Emergency Group upon sale of the product to another purchaser, plus any costs incurred by Siddons-Martin to conduct such sale.

Acceptance. In an effort to ensure the above stated terms and conditions are understood and adhered to, Siddons-Martin Emergency Group, LLC requires an authorized individual from the purchasing organization sign and date this proposal and include it with any purchase order. Upon signing of this proposal, the terms and conditions stated herein will be considered binding and accepted by the Customer. The terms and acceptance of this proposal will be governed by the laws of the state of NM. No additional terms or conditions will be binding upon Siddons-Martin Emergency Group, LLC unless agreed to in writing and signed by a duly authorized officer of Siddons-Martin Emergency Group, LLC.

Sincerely,

James Salas
Siddons-Martin Emergency Group, LLC

I, _____, the authorized representative of Hobbs Fire Dept, City of, agree to purchase the proposed and agree to the terms of this proposal and the specifications attached hereto.

Signature & Date



Component List

Customer:	Hobbs Fire Dept, City of	Spec Number:	3743
Address:	301 W. White	Job Number:	
City, State Zip:	Hobbs NM 88240	Spec Date:	December 11, 2018
Contact:	Mark Ray, Battalion Chief	Body:	Step Side Body, Alum, 138
Sales Rep:	James Salas	Chassis:	Ford F550 - 4x4 - Diesel - EXT Cab
Dealership:	Siddons-Martin Emergency Group, LLC	Tank:	500 Gallons, Poly

Line	Option	Qty	Description
001	100371.1	1	Paint Layout (Cab Split Color - Upper)
002	100025.1	1	Ford F550 - 4x4 - Diesel - EXT Cab, (2019) <u>Detail</u>
003	203809.1	1	Chassis 84" CA
004	100037.1	1	Power Package (Electric Windows, Locks, Mirrors)
005	100038.1	1	XL Value Package
006	203918.1	1	Chassis Fleet/Government Incentive Discount
007	100046.1	1	Suspension System, FORD, 4x4, 6", 4 Link
008	100048.1	1	Tires and Wheels, Super Single 335/80 R20 (4)
009	100053.1	1	Spare Tire and Wheel, Super Single 335/80 R20 (1)
010	100055.1	1	Spare Tire, Top of Tank
011	100062.1	1	Skeeter Aluminum Custom Bumper
012	100058.1	1	Mud Flaps, Rear Wheels, SBT Logo
013	100063.1	1	1/4" Skid Protection Panel
014	100065.1	1	Transfer Case, Skid Protection Panel
015	100111.1	1	Cab Steps, Custom Painted, (4) Door or Extended Cab
016	100186.1	1	NO -- Cab Protection
017	369668.4	1	Customer Supplied Custom Graphics Installation
018	369666.2	3	TFT Cage Nozzles TFT Ultimatic Nozzle 10-125 GPM <u>Detail</u>
019	100086.1	1	Cab Console, Poly, Custom
020	100543.1	1	Power Outlets 12V, Cigarette Lighter Type, Cab (3)
021	100372.1	1	NO -- Cab 2nd Row Poly Compartment
022	100076.1	1	NO -- Front Winch
023	100178.1	1	Receiver, Rear, Winch/Rope/Trailer, 10,000#
024	100246.1	1	Pump, Hale, Aux, Diesel, HPX300-KBD 24 Kubota
025	100272.1	1	Standard Stainless Steel Manifold
026	100285.1	1	Valves, S/S, Quarter Turn
027	100483.1	1	Hose Threads
028	100263.1	1	Exhaust System, Vertical, Rain Cap, Aux Pump
029	100307.1	1	Primer, Electric, Aux Pump, Additional or IPOS
030	100266.1	1	Pump Enclosure - Diesel Pump
031	100265.1	1	Pump Control Panel Enclosure
032	100418.1	1	Remote Pump Control in Cab (Electronic)
033	100267.1	1	Pump Fuel from Chassis
034	100256.1	1	Battery Supply, 12V, Chassis, Master Switch & Solenoid
035	100255.1	1	Aux Fire Pump Mntg, P/S Rear, Bolted
036	100254.1	1	Pump Engine Oil Drain
037	100253.1	1	Pump Drain, Master Drain--Low Point
038	100270.1	1	Intake, Gated, 2.5"FM, Rear, w/2.5" Plug, Aux Pump, Direct Vlv Cntrl

039 100283.1 1 Tank-To-Pump, Water Tank, 2.5", Install
 040 100281.1 1 Tank Fill and Cooling Line, Water Tank, 1", Aux Pump
 041 100274.1 1 Discharge, 2.5", Rear, 2.5"FM x 1.5"M, 1.5" cap
 042 100441.1 1 Discharge, 1.5", Front Body (Through Tank)
 043 100288.1 1 Hose Reel, Hannay, D/S Mount, Elec Rewind, Alum
 044 100291.1 1 200 Foot Reel Capacity
 045 100295.1 1 Hose Reel Discharge, 1" Valve and Flex-Hose, Local Cntrl
 046 100302.1 1 Nozzle Mounting
 047 100374.1 1 Whip Hose Lines (2) Front Body 1" x 8', Booster Hose, 300#, w/cplgs
 048 100258.1 1 No -- Foam System
 049 100226.1 1 Water Tank Gauge, Class 1, Rear & Cab
 050 100202.1 1 Water Tank Capacity, 500 Gallons, Poly
 051 100203.1 1 Water Tank, Specs
 052 100204.1 1 Water Tank Shape, Rectangular
 053 100205.1 1 Water Tank, NFPA Compliance
 054 100206.1 1 Tank Gauge, Translucent Tank Sight Level
 055 100207.1 1 Fill Tower, Water Tank, 12" x 12" x 6", D/S Rear Corner
 056 100209.1 1 Overflow, Water Tank, 3" PVC Pipe, <500G
 057 100211.1 1 NO -- Water Tank Sump
 058 100215.1 1 Pump to Tank, Fill Connection, 1.5", 300 GPM Flow
 059 100216.1 1 Water Tank Drain Plug, 1.5"
 060 100222.1 1 NO -- Tank Perimeter Wall
 061 100223.1 1 Perimeter Wall Around Tank
 062 367476.5 1 Air Bottle Cradle
 063 100230.1 1 NO -- Foam Tank
 064 100237.1 1 NO -- Electric Foam Gauge
 065 100115.1 1 Step Side Body, Alum, 138" x 96", 84" CA
 066 203802.1 1 Diamond Plate Finish Body and Compartments/Trays
 067 100140.1 1 NO -- Compartment, Transverse
 068 100144.1 1 Compartment, Drivers Side, Lift-Up Door
 069 100148.1 1 Compartment, Passengers Side, Lift-Up Door
 070 100153.1 1 Cmpnt Under Frt Bdy D/S & P/S, Alum T/P, 24"W x 15"H x 23"D, Vert Hngd Dr
 071 100585.1 1 Cmpnt Under Rear Bdy, D/S & P/S, Alum T/P, 20" W x 15"H x 23"D, Vert Hngd Dr
 072 100159.1 1 Rear Center Under Body Cmpnt, Drop Down Door
 073 100166.1 1 Equipment Tray, Alum, UHMW slide
 074 100160.1 1 Compartment Ventilation
 075 100720.1 1 Compartment Lights, LED Strip Light
 076 100163.1 1 Compartment Light Door Switches, Automatic
 077 100164.1 1 Door Ajar Light, Flashing LED, Clear Lens
 078 100170.1 1 NO -- Hose Tray, Drivers Side
 079 100173.1 1 NO -- Hose Tray, Passenger Side
 080 100175.1 1 NO -- Tool Tray, Drivers Side
 081 100176.1 1 Tool Tray, Passenger Side, 64 in. long
 082 100180.1 1 Rear Step, Pull out and drop down
 083 100181.1 1 Step, Sig-4, Folding, Lighted, DS REAR(1)
 084 100692.1 1 Side Body Access Steps, Stirrup (2)
 085 100325.1 1 Fuse Box
 086 100326.1 1 Chassis Harness
 087 100327.1 1 Wiring Harness, Body Electrical
 088 100090.1 1 Battery Master Disconnect, 12V
 089 100094.1 1 Battery Charger and Shore Power Plug, Kussmaul 1000 and Auto-Eject
 090 100328.1 1 Clearance Lights, LED, DOT
 091 100329.1 1 License Plate, Mount, Lighting

092 100330.1 1 Stop/Tail/Turn Lights, Whelen M6BTT/M6FC
 093 100331.1 1 Back up Lights, Whelen M6 Series, LED,
 094 100095.1 1 NO -- Trailer Plug
 095 100067.1 1 NO -- Off Road Lights
 096 100070.1 1 No -- Bumper Ground Lights
 097 203840.1 1 Ground Lights, Cab, 2 Door, LED STRIPS
 098 203456.1 1 NO -- Rear Ground Lights
 099 100184.1 1 Body Work Lights, LED, (4), Grote #63871
 100 100718.1 1 Scene Light, FRC, 11k Lumen
 101 100322.1 1 Scene Light, (6) Rigid Dually
 102 100104.1 1 NO -- GPS
 103 100106.1 1 NO -- Camera System
 104 100099.1 1 Radio, Fire, Installation, Purchaser Supplied
 105 100101.1 1 NO -- Intercom System
 106 100324.1 1 Back Up Alarm, Buyers, #BA107
 107 100312.1 1 Siren, Electronic, Whelen, CCSRN3. CEN COM
 108 100314.1 1 Siren Speakers, (2) Whelen, #SA315P, 100 Watt, Each
 109 100310.1 1 Lightbar Mounting, Headache Rack, Alum, Enclosure Protection
 110 100309.1 1 Lightbar, Whelen, Legacy, 54"
 111 100316.1 1 Warning Lights, Whelen, M-6 Series (12) Lights
 112 100638.1 1 Headlight Flasher, Whelen UHF2150A
 113 100335.1 1 Door Graphic Emblems, (2) Custom
 114 203904.1 1 No Cab Roof Lettering
 115 100337.2 1 Stripe, Cab/Body, Single Reflective, 4"
 116 100340.1 1 NO -- Keep Back Lettering
 117 100343.1 1 Stripe, Reflective, SCOTCHLITE, Chevron, Front Bumper, Alum Bumper
 118 100345.1 1 Stripe, Reflective, SCOTCHLITE, Chevron, Rear
 119 100346.1 1 Capacities Placard, Reflective
 120 100347.1 1 NO -- Nozzles
 121 100350.1 1 Spanner Set, Kocheck, 2-Spanner / Hydrant, Mounted
 122 100040.1 1 Chassis Prep, Commercial Chassis
 123 100041.1 1 Label Seating (Based upon # of Seated Positions)
 124 100042.1 1 Label, Data, Seat Belt, Chassis Manufacturer Supplied
 125 100043.1 1 Label, Noise Danger, Personnel
 126 100135.1 1 Label, Data, "Do Not Ride On Rear Step"
 127 100136.1 1 Emblems, Skeeter Brush Trucks (3)
 128 100196.1 1 Final Assembly, Skeeter Brush Trucks, Hillsboro, TX
 129 100361.1 1 Operational Pump Test, SBT
 130 100362.1 1 12V Electrical Load Analysis
 131 100363.1 1 Certificate, NFPA, Non-Compliance
 132 100365.1 1 Road Test, 10 miles
 133 100366.1 1 Skeeter Warranty, 5-Year Parts & Labor, 10-Year Body Integrity
 134 100369.1 1 Tank Warranty, Limited Lifetime
 135 100351.1 1 Pre-Construction Meeting, At Factory
 136 100651.1 1 Apparatus Drawings
 137 100353.1 1 Payment Terms, 100% on Delivery and Acceptance
 138 100356.1 1 Training, Factory Supplied, Factory location
 139 100358.1 1 Delivery, Purchaser Pickup



Specification for:
NWCG Type 5 Wildland Engine
Ford F550 - 4x4 - Diesel - EXT Cab
Step Side Body, Alum, 138

Submitted To:
Mark Ray, Battalion Chief
Hobbs Fire Dept, City of
301 W. White Hobbs, NM 88240

Specification 3743
December 11, 2018

Prepared by:
James Salas
Siddons-Martin Emergency Group, LLC

Proposal

We are pleased to submit the following specifications to you for a **Type 5 Skeeter Brush Truck** per your request for quotation. The following paragraphs will describe in detail the apparatus proposed. Loose equipment not specifically requested will not be provided.

Skeeter Brush Trucks, LLC, a wholly owned company of Siddons-Martin Emergency Group, is a custom fire apparatus manufacturer specializing in Brush-Grass-Wildland fire fighting vehicles. Our 22,000 square foot manufacturing facility is located in Hillsboro, Texas and is operated by some of the most experienced wildland firefighting vehicle manufacturing individuals in the business. Our performance and quality minded approach to manufacturing generates some of the most reliable vehicles in the industry, thus yielding a very high return on investment.

Skeeter Brush Trucks, LLC, provides the very best sole source product and service solutions to the fire service. Skeeter Brush Trucks LLC carries \$1,000,000 in liability insurance, with \$3,000,000 in excess umbrella liability insurance. The opportunity to place this Skeeter Brush Truck in your department is greatly appreciated and we are certain it will fulfill your every requirement. We look forward to working for you.

Siddons-Martin Emergency Group sales and service professionals are dedicated and experienced in all aspects of the fire apparatus business. Our core business is the sales and service of fire apparatus.

Service Advantage

Siddons-Martin Emergency Group currently staffs sixteen (16) service centers located throughout Texas, Louisiana, and New Mexico, and maintains a fleet of service vehicles to provide on-site service of your SKEETER Brush Truck. The Siddons-Martin Emergency Group Service Department is dedicated to the fire service and provides service and maintenance exclusively on fire apparatus. Siddons-Martin Emergency Group employs numerous EVT trained technicians and is constantly engaged in continuing factory and EVT training classes and programs in order to stay abreast of the rapidly improving technologies incorporated within today's fire apparatus. SMEG is an authorized sales and service dealer for Pierce Mfg., and an authorized service center for Waterous, Hale, and Darley fire pumps, and an OEM distributor for all major fire equipment accessories.

Construction and Design

Skeeter Brush Trucks body and component designs are engineered. Body construction (unless otherwise noted) is done in-house, using the best in design and materials. RBM's for body frames are among the very highest in the industry. Wiring harnesses are custom manufactured in-house, and meet or exceed OEM standards. All wiring is protected, run through conduit, and distributed through one, easily accessed, sealed control box.

Chassis Operation Manual

The chassis manufacturer shall provide one (1) operational manual. This manual may be in either a notebook type binder, with reference tabs or a compact disk (CD) with all of the printed material in an electronic format (Adobe Acrobat PDF).

Fire Pump Operational Manual

A fire pump service, instruction, and operational manual shall be supplied. This manual may be in either a notebook type binder, with reference tabs or a compact disk (CD) with all of the printed material in an electronic format (Adobe Acrobat PDF).

Foam System Operational Manual

A foam system service, instruction, and operational manual shall be supplied. This manual may be in either a notebook type binder, with reference tabs or a compact disk (CD) with all of the printed material in an electronic format (Adobe Acrobat PDF).

Apparatus Operational Manuals

The fire apparatus manufacturer shall provide two (2) operational manuals. These manuals may be in either a notebook type binder, with reference tabs or a compact disk (CD) with all of the printed material in an electronic format (Adobe Acrobat PDF).

100371.1 - PAINT

1. Cab Color: Red
2. Cab Secondary Color: White
3. Description: Bottom of Windows Up White
4. Bumper Color: Brushed Aluminum
5. Wheel Color: Black
6. Body Color: Polished Aluminum
7. Cab Steps: Black

100025.1 - CHASSIS SPECIFICATIONS

One (1) FORD F-550 rear axle drive 4x4, dual rear wheels (DRW), Super Cab (extra cab) XL, cab and chassis

GVWR: 19,500#

Wheelbase: 168"

Cab to Axle: 60"

Grille: black

Tow Hooks: front loops

Driving Front Axle and Suspension: 7,500# HD front package, 7,500# suspension package, stabilizer bar, front shocks, manual hubs

Transfer Case: cab manual controlled high and low range HD front package, manual hubs

Tires: two (2) front tires shall be 225/70R19.50, radial all weather/off road tread

Front Wheels: two (2) 19.50" x 6.00" steel disc, ten (10)-hole pattern steel disc wheels

Rear Axle and Suspension: 14,706# wide track rear axle, 14,706# suspension package, stabilizer bar,

Differential Gears: 4.88 Gears, Limited slip Rear Differential

Tires: four (4) 225/70R19.50 radial all weather/off road tread

Rear Wheels: four (4) 19.50" x 6.00" steel disc, ten (10)-hole pattern steel disc wheels

Braking System: four (4) wheel disc brake system with an Anti Lock (ABS)

Engine:

- Model: Power Stroke 6.7 turbo-charged diesel
- Number of Cylinders: Eight (8) "V" configuration
- Displacement: 6.7 liters
- Rated Brake Horsepower: 330 at 2800 rpm
- Rated Torque: 770 ft lbs
- Turbocharger

High Idle Control

Cooling System: a coolant mixture protected to -30 degrees Fahrenheit

Exhaust System: horizontally mounted, discharge on passenger's side aft of wheels

Fuel Tank: 40 gallon rear mounted, driver's side filler extension

DEF Tank:

Transmission: TorqShift six speed automatic

Steering: power steering system

Batteries: two (2) 78 amp-hr 750CCA 12-volt batteries

Alternator: single 220 amp 12 volt

Cab Construction: XL Series Super Cab (4) door aluminum construction, sun visors, tinted glass, roof clearance lights, grab handles interior

Mirrors: black manually telescope fold-away in/out for view adjustment.

Air bags front and air curtains side

Climate Controls: controls for heat, defroster, and air conditioning

Window and Door Controls: manual

Air Bags: driver's and passenger's front, seat side, and side curtain

Cab Instruments: standard type, six (6) rocker switches

Drivers and Passenger Seat: 40/20/40 vinyl bucket type seats with three (3) point safety harness. center flip down seat back. Split fold down rear seats

Printed Manuals: one (1) printed chassis operation manual

Cab Accessories: AM/FM radio, two radio speakers and antenna

Operator Controlled Manual Regen System

Jack and Lug Wrench Set

Color: Ford Race Red [More](#)

203809.1 - 84" CAB TO AXLE

The chassis Cab to Axle measurement shall be 84".

100037.1 - POWER PACKAGE

The chassis shall be equipped with power locks, windows, and heated power mirrors.

100038.1 - XL VALUE PACKAGE

The XL Value Package package chassis shall contain the following:

4.2" center stack screen
Radio AM/FM stereo MP3 player
Six (6) speakers (supercab)
SYNC communications and entertainment system
9-1-1 assist
App Lync
One (1) smart charging USB port
Steering wheel audio controls
Chrome bumper
Steering wheel mounted cruise control

203918.1 - CHASSIS FLEET/GOVERNMENT INCENTIVE DISCOUNT

Pricing quoted is contingent upon the end user (customer) filing for and receiving OEM Fleet/Government Pricing Number.

FAILURE BY THE CUSTOMER TO RECEIVE THE OEM FLEET/GOVERNMENT PRICING NUMBER WILL RESULT IN FULL LIST PRICE BEING CHARGED FOR THE CHASSIS.

100046.1 - CHASSIS LIFT KIT

A 6" heavy duty, 4 link, off road suspension lift kit with heavy-duty off road shocks shall be installed on the Ford chassis. The system is designed to significantly increase wheel travel, in addition to giving the chassis increased ground clearance.

NOTE: THE END USER MUST BE AWARE THAT LIFTING THE CHASSIS AND ADDING LARGER TIRES WILL ALTER THE VEHICLES CENTER OF GRAVITY. THIS WILL AFFECT THE VEHICLES HANDLING CHARACTERISTICS.

IN ADDITION, THE LARGER TIRES WILL AFFECT STOPPING DISTANCE. THE SYSTEM IS NOT RECOMMENDED FOR VEHICLES THAT OPERATE PRIMARILY IN AN ON ROAD ENVIRONMENT. THE SYSTEM IS HIGHLY RECOMMENDED FOR VEHICLES THAT OPERATE IN OFF ROAD OR ROUGH TERRAIN ENVIRONMENTS.

DUE TO THE LARGER TIRES A VEHICLE SPEED SENSOR CALIBRATOR WILL BE INSTALLED TO RE-CALIBRATE THE SPEEDOMETER TO ACCOMMODATE THE LARGER TIRES.

TURNING RADIUS MAY BE REDUCED (if needed) 1-3 DEGREES TO PREVENT TIRE RUB.

100048.1 - FRONT AND REAR SUPER SINGLE TIRES AND WHEELS

There shall be four (4) super single front and rear tires, There shall be 335/80R20 22PR, severe service radial all terrain tread. The tire weight rating shall be load range "M" (22 ply, 6780 lbs), and the speed rating shall be "K" (68 mph).

There shall be four (4) wheels for the front and rear tires. There shall be 20" x 11.00" disc, ten (10)-hole pattern special order for Military/Government on/off road application with a rating to match or exceed the tire rating.

100053.1 - SPARE SUPER SINGLE TIRE AND WHEEL

There shall be one (1) super single spare tire. It shall be 335/80R20 22PR, severe service radial all terrain tread. The tire weight rating shall be load range "M" (22 ply, 6780 lbs), and the speed rating shall be "K" (68 mph).

There shall be a 20" x 11.00" disc, ten (10)-hole pattern special order wheel for Military/Government on/off road application with a rating to match or exceed the tire rating.

100055.1 - MOUNTING SPARE TIRE AND WHEEL

The spare tire and wheel shall be mounted on top of the water tank.

100062.1 - FRONT BUMPER

The factory bumper shall be removed and replaced with a custom fabricated, heavy duty aluminum bumper and grille guard protection assembly.

100058.1 - REAR MUD FLAPS

The chassis shall be supplied with mud flaps with the manufacturer's logo. The mud flaps shall be installed behind the rear wheels.

100063.1 - FRONT BUMPER SKID PLATE 1/4"

A 1/4" (0.25") aluminum skid plate will be installed from the bumper area extending below the bumper and chassis radiator area.

100065.1 - TRANSFER CASE SKID PLATE, LONG

A removable heavy .250" aluminum skid plate assembly shall be installed to protect the oil pan and transfer case.

100111.1 - CAB STEPS

The cab shall be equipped with steel tubing step assemblies, on each side of the cab.

369668.4 - GRAPHICS INSTALLATION

Installation of customer supplied graphics.

Graphics to be installed are gold leaf encapsulated lettering, that is to be supplied by the customer.

369666.2 - TFT NOZZLES (Qty: 3)

There shall be three (3) Ultimatic 125 Series nozzles. They shall be fully automatic 100 psi (7 bar) nozzle for use on 1" (25mm) hose. Flow range of 10-125 gpm (40-500 l/min). Includes pistol grip mounted below the valve, flush without shutting

down, six position detent flow control slide valve, "Gasket Grabber" inlet screen, and molded rubber bumper with "power fog" teeth. Lightweight hard coat anodized aluminum for maximum resistance to corrosion and wear. 1" NH (25mm) full-time swivel is standard. More

100086.1 - CUSTOM FABRICATED CONSOLE AND SWITCH PANEL

A custom fabricated poly (plastic) electrical console and enclosure shall be located between the driver's and passenger's seats. It shall house the siren, switches, cup holder, and auxiliary equipment.

100543.1 - 12 VOLT POWER SOURCES

Three (3) 12 volt plug-in utility power outlets rated at 15 amps shall be provided in cab.

LOCATIONS: Determined at preconstruction.

100178.1 - REAR RECEIVER

The rear of the chassis shall be equipped with one (1) square steel tube receiver assembly for high or low angle rescue, trailer use, and winch applications. It shall be the same size as a Class III trailer hitch and shall be attached to the chassis frame assembly. The receiver shall be rated at approximately 10,000#.

The rear receiver assembly shall be equipped with two (2) heavy duty rear tow loops, one (1) each side.

100246.1 - FIRE PUMP SPECIFICATIONS

Hale Model HPX300-KBD 24, 24.8 HP Kubota (water cooled) fire pump installed on the apparatus to meet the following performance criteria:

390 GPM @ 10 PSI
360 GPM @ 50 PSI
310 GPM @ 75 PSI
160 GPM @ 100 PSI

The pump shall include the following components:

1. Self-Adjusting Mechanical Pump Seal
2. Bronze Alloy Impeller with Double seal ring design to eliminate end thrust
3. Renewable double-labyrinth type, solid Bronze Impeller Seal Ring
4. Precision-ground Stainless Steel Pump Shaft splined for broached impeller hubs. The pump shall have hard ceramic coating under the packing glands to reduce friction
5. Deep Groove Radial-Type Ball Bearings for pump shaft
6. High-strength aluminum alloy pump casing with bronze fittings
7. Aluminum alloy transmission cast with precision spur cut gears from heat-treated alloy steel
8. Dependable splash-type lubrication system
9. 24.8 HP Kubota diesel powered engine
10. Adjustable mechanical type governor and throttle control lever
11. Alternator
12. EPA Tier 4 Emissions compliant

There shall be an electric oil less primer assembly installed for the auxiliary fire pump. The electric primer assembly shall be capable of taking suction and discharging water with a lift of 10 feet in not more than 30 seconds with the pump dry, through 20 feet of suction hose of appropriate size. A vacuum test with a capped suction of at least 20' long shall develop 22" of vacuum and hold a vacuum with a drop not in excess of 10" in 5 minutes. Priming pump shall be activated by a mechanical/electric valve with a single pull control located at the pump operator's panel area.

Hale Products, Inc., herein referred to as "Hale", warrants products of its manufacture to be free from defects in material and workmanship, under normal use and service, for a period of three years (3). This limited warranty is effective only if the equipment or apparatus is used as directed, is not subjected to misuse, negligence or accident, and is not altered, treated or repaired by someone other than Hale or its designee. Additional details can be found in the Skeeter user's manual for this vehicle.

100272.1 - STAINLESS STEEL PLUMBING SYSTEM

The auxiliary fire pump plumbing system shall be built mostly of stainless steel piping, fittings, and connections. Victaulic couplings shall be installed to permit flexing of the plumbing system and allow for quick removal of piping or valves for service. Tank connections and remote plumbing shall use high-pressure flexible piping. Flexible hose couplings shall be

threaded stainless steel or Victaulic connections.

100285.1 - VALVES

All valves used in the plumbing installation shall be stainless steel quarter turn full flow type.

The plumbing installation shall include quarter turn ball valves with local "on-valve" handle control, with custom embossed labeling for each valve.

100483.1 - HOSE THREADS

The hose threads shall be National Hose Standard (NH) on all base threads on the apparatus intakes and discharges, unless otherwise specified.

100263.1 - EXHAUST SYSTEM

The auxiliary fire pump and engine assembly shall have a muffler and vertical exhaust pipe. The exhaust pipe shall be directed upward and away from the pump operator. A rain cap will be installed on the vertical exhaust outlet.

100307.1 - PRIMER ASSEMBLY

There shall be an electric oil less primer assembly installed for the auxiliary fire pump. The electric primer assembly shall be capable of taking suction and discharging water with a lift of 10 feet in not more than 30 seconds with the pump dry, through 20 feet of suction hose of appropriate size. A vacuum test with a capped suction of at least 20' long shall develop 22" of vacuum and hold a vacuum with a drop not in excess of 10" in 5 minutes. Priming pump shall be activated by a mechanical/electric valve with a single pull control located at the pump operator's panel area.

100266.1 - FIRE PUMP ENCLOSURE

The fire pump house shall be installed around the pump and engine. The enclosure shall be fabricated of .125" aluminum tread plate. Hinged doors and access panels shall be installed for servicing of the engine.

An engine and pump control panel shall be provided at the rear of the vehicle. The following shall be located at the operator's position:

- 2.5" discharge pressure gauge
- start/stop control
- throttle control
- low oil pressure warning light
- tachometer (if so equipped)

The pump control panel shall be mounted at the passenger's rear corner of the body.

100265.1 - PUMP CONTROL PANEL ENCLOSURE

A pump panel enclosure shall be installed. The enclosure shall be fabricated of .125" aluminum with a DA finish, bolted in place with a pump instrument panel installed.

An engine and pump control panel shall be installed in the pump panel enclosure. The following shall be on the pump panel:

- 2.5" discharge pressure gauge
- start/stop control
- throttle control
- low oil pressure warning light

The pump control panel shall be installed at the passenger's side rear corner of the body.

100418.1 - REMOTE PUMP CONTROL PANEL IN CAB

The cab shall be equipped with secondary remote electrically controlled pump instrument control in the cab. There shall be a remote pressure gauge, start/stop switch, and electronic throttle control.

In addition, there shall be a remote control key FOB that will control the pump throttle from up to 200' away from the apparatus.

100267.1 - FUEL SYSTEM FROM CHASSIS FUEL TANK

The fuel system for the auxiliary fire pump shall be plumbed from the chassis fuel system. There shall be a separate fuel pickup tube mounted in the chassis fuel tank specifically for a separate engine driven pump assembly.

There shall be an electric fuel pump with spin on fuel filter and flexible fuel hose furnished between the chassis fuel tank and the auxiliary pump.

100256.1 - ELECTRIC START WIRING TO CHASSIS

The 12 volt positive and negative cables shall be provided from the chassis battery to the fire pump area, wired through the master disconnect solenoid system. The cables shall have a circuit breaker installed at the chassis battery.

100255.1 - AUXILIARY FIRE PUMP MOUNTING PROVISIONS

The auxiliary fire pump shall be installed at the passenger's side rear of the body. The sub-structure shall have welded in mounting sub-plates between the structural members.

100254.1 - PUMP ENGINE OIL DRAIN

The fire pump engine shall have an oil drain line installed. It shall allow for easy oil draining.

100253.1 - FIRE PUMP MASTER DRAIN

The fire pump shall have a master drain at the bottom of the water pump housing.

100270.1 - 2-1/2" GATED INTAKE -- REAR

One (1) 2-1/2" gated suction intake shall be installed on rear area to supply the fire pump from an external water supply. The valve shall be controlled with a direct quarter-turn ball valve control handle and shall have 2-1/2" NH female thread with removable screen with plug.

100283.1 - TANK TO PUMP LINE INSTALLATION

The 2.5" tank to pump line shall be installed with a flexible hump hose connection and stainless steel clamps to the water tank. The valve shall be controlled with a manually operated handle directly on the valve.

100281.1 - WATER TANK FILL AND COOLING LINE

One (1) 1" fire pump to water tank refill and bypass cooler line shall be provided. The pump to tank valve shall be a 1" full flow quarter turn ball valve with local control handle. A 1" flex hose shall be installed to the water tank.

100274.1 - 2-1/2" DISCHARGE -- REAR

One (1) 2-1/2" discharge shall be installed at the rear pump area, controlled by a quarter turn ball valve. The discharge shall have 2-1/2" NH male hose threads. The discharge shall be equipped with 2-1/2" female x 1-1/2" chrome plated brass reducer, 1-1/2" chrome cap and chain.

100441.1 - FRONT OF BODY DISCHARGE (THROUGH THE TANK)

A 1.5" discharge shall be piped from the rear pump area to the front on the body. A 1.5" master control valve shall be installed at the rear pump manifold area with direct control handle.

100288.1 - HOSE REEL

One (1) Hannay aluminum hose reel shall be installed. The reel shall have leak proof ball bearing swing joint, adjustable friction brake, electric 12 volt rewind and manual crank rewind provisions.

The reel shall be mounted on the driver's side rear corner of the flatbed body.

100291.1 - REEL CAPACITY

Each hose reel shall have a capacity of 200 feet of hose.

100295.1 - HOSE REEL DISCHARGE

One (1) 1" discharge shall be piped from the fire pump to each hose reel with flexible high pressure hose. The quarter turn ball valve shall be on manifold.

100302.1 - NOZZLE MOUNT

Each 1" flexible hose discharge shall have a nozzle bracket installed to hold the nozzle in place.

100374.1 - MID BODY WHIP LINES

Two (2) 1" x 8 feet long 300# working pressure hose whips with threaded couplings shall be installed at front of body, one each side, with securement devices.

100226.1 - WATER TANK GAUGES

One (1) Class 1 "Intelli-Tank" water tank level gauge shall be installed on pump panel. The tank level gauge shall indicate the liquid level on an easy to read LED display and show increments of 1/8 tank. A pressure transducer shall be mounted on the outside of the tank in an easily accessible area.

CAB MOUNTED -

One (1) Class 1 112124 "Intelli-Tank" mini water tank level gauge shall be installed in the cab or center console. The tank level gauge shall indicate the liquid level on an easy to read LED display and show increments of 1/4 tank.

100202.1 - WATER TANK SPECIFICATIONS

The water tank shall have a capacity of 500 gallons.

*NOTE: 500 GALLON WATER TANK REQUIRES 138" MINIMUM BODY LENGTH AND 84" CAB TO AXLE MEASUREMENT.

100203.1 - TANK BUILD SPEC

The water tank shall be constructed of black polypropylene, poly-welded and tested inside and out. The tank manufacturer shall define the floor, top, sides, ends, and baffles material thickness. The tank shall carry a lifetime warranty.

The transverse and longitudinal swash partitions shall be interlocked and welded to each other as well as to the walls of the tank. The partitions shall be designed and equipped with vent holes to permit air and liquid movement between compartments. The tank covers shall be welded on top and bottom, and the transverse partitions, providing rigidity during fast fill operations. Drilled and tapped holes for lifting eyes shall be provided in the top area of the water tank.

The water tank manufacturer shall certify the capacity of the water tank prior to delivery of the apparatus. This capacity shall be recorded on the manufacturer's data plate.

100205.1 - NFPA COMPLIANCE

The water tank construction shall conform to applicable NFPA standards.

100206.1 - WATER TANK SIGHT GAUGE

The water tank shall be equipped with translucent water level sight gauge in the rear wall of the tank.

100207.1 - FILL TOWER LOCATION

The tank fill tower shall be located in the driver's side rear corner of the water tank.

100209.1 - VENT AND OVERFLOW

The fill tower shall incorporate a vent and overflow system shall be designed into the water tank. The system shall include a 3" diameter pipe that functions both as an air vent while emptying the tank and as an overflow when filling the tank. The overflow shall discharge excess water below the frame rails of the vehicle.

100215.1 - PUMP TO TANK CONNECTION

An 1-1/2" connection shall be provided on the water tank for connection of the discharge side of the pump to the tank for filling purposes. The valves and hose required to complete this connection shall be supplied by the final assembler.

100216.1 - WATER TANK DRAIN PLUG

A 1.5" drain plug shall be installed in the bottom of the water tank under P/S wheel well for water tank draining and flush-out of debris.

100223.1 - PERIMETER WALL AROUND TANK

An 8" vertical poly wall shall be installed around the perimeter of the water tank to allow for storage on top of the water tank.

100115.1 - STEP-SIDE BODY -- ALUMINUM

The body will be a custom fabricated severe service step-side type, constructed of all aluminum. The body shall be 138" long

by 96" wide, designed for a 84" cab to axle dimension. The body shall be specifically designed and engineered for off-road wildland firefighting.

FLAT-BED SUB-STRUCTURE

The body shall have 6" x 1.75" structural aluminum channel main frame rails. The body frame rails shall be isolated from the truck frame by .500" industrial isolators.

FLAT-BED CROSS-MEMBER SUB-STRUCTURE

The cross-members shall be 3" x 2 5/16" structural aluminum I beams with cross-members on 12" centers.

FLAT-BED MOUNTING

The body shall be bolted to the chassis frame rails at the rear end of the frame. There shall be brackets installed at the middle of the body frame to prevent side to side movement. The body shall be spring mounted at the front of the body frame. The flexible mounting system shall allow for body/chassis flexing during extreme off road conditions.

SQUARE CORNERS -- FLAT-BED

The front corners of the flat-bed body shall be square.

HEADACHE RACK

The front of the body shall have a 2" formed aluminum tube headache rack. The rack shall extend the full width of the body and be attached to the front body corners. The assembly shall extend above the chassis cab and have mounting platform for installation of the light bar and two work lights. Wiring for the lights will be placed inside the tubing for protection. The headache rack shall have four (4) vertical 2" tubes for extra strength.

WALKWAY

The front of the body shall have a 24" front to rear by 96" right to left walkway in front of the water tank. The walkway shall allow access from side to side of the body to have a NFPA compliant walkway surface.

FUEL FILLER

The fuel filler tube and cap shall be installed at the driver's side, rear of the body.

FENDER PANELS

The lower portion of the flat-bed body shall have fender panels over and aft of the rear wheel panel area. The panels shall be constructed of polished aluminum diamond plate. The wheel well openings will be cut out to conform to the wheels.

SIDE STEP CUBICLE

An approximate 24" wide x 20" high x 24" deep cubicle shall be constructed of polished NFPA compliant aluminum tread plate on the driver's side and passenger's side in the front of the body.

HINGED SAFETY GATE ASSEMBLY

The step-side cubicles on the driver's and passenger's side in the front of the body shall each be equipped with a swing in safety lock gate constructed out of 1" aluminum tubing. The gates shall be locked in the closed position by a locking pin and stop bracket and shall have a hydraulic cylinder to hold the gate either in the fully open or the fully closed position.

REAR BODY PANEL

A vertical body panel shall be installed at the rear of the body constructed of .190" smooth aluminum. The panel shall house the running lights, taillights, back-up lights, and emergency lights. The body panel shall be angled to allow for approximately 27 degrees angle of departure.

PROTECTIVE RAILS

The upper body area shall be protected with radius corner 1" diameter aluminum tube railing assembly installed around the top of the body. The corners of the body shall have vertical risers space in critical areas. The railings shall act as protection for the upper body structures when off road in heavy brush conditions. The rear upper body corner rails shall house the upper emergency lights and work lights.

203802.1 - DIAMOND PLATE FINISH BODY AND COMPARTMENTS/TRAYS

The exterior surface of all body skins, compartments, and trays shall all be polished diamond plate aluminum finish.

100144.1 - DRIVERS SIDE UPPER BODY COMPARTMENT

A body equipment storage compartment shall be installed on the flatbed surface, driver's side of the apparatus. The exterior dimensions shall be approximately 48" wide, 24" high, and 18" deep. The compartment shall be constructed of .125" aluminum tread plate on all exterior surfaces. The compartment shall be equipped with a lift up door with latch installed. The

door shall be equipped with dual gas operated door opening assistant cylinders. Turtle tile shall be installed on the floor.

The actual door opening shall be approximately 3" smaller in dimension.

100148.1 - PASSENGERS SIDE UPPER BODY COMPARTMENT

A body equipment storage compartment shall be installed on the flatbed surface, passenger's side of the apparatus. The exterior dimensions shall be approximately 48" wide, 24" high, and 18" deep. The compartment shall be constructed of .125" aluminum tread plate on all exterior surfaces. The compartment shall be equipped with a lift up door with latch installed. The door shall be equipped with dual gas operated door opening assistant cylinders. Turtle tile shall be installed on the floor.

The actual door opening shall be approximately 3" smaller in dimension.

100153.1 - UNDER BODY COMPARTMENTS -- FRT BODY, DRIVER'S AND PASSENGER'S SIDES

Two (2) under flat bed equipment storage compartments shall be installed under the flatbed surface, front of body, one (1) each side of the apparatus in front of the rear axle. The exterior dimensions shall be approximately: 24" wide, 15" high, and 23" deep. The compartments shall be constructed of .125" aluminum tread plate on all exterior surfaces. Each compartment shall be equipped with a vertically hinged door with latch installed. The compartments shall have turtle tile installed.

100585.1 - UNDER BODY COMPARTMENTS -- REAR BODY, D/S AND P/S

Two (2) under flat bed equipment storage compartments shall be installed under the flatbed surface, on the passenger's and driver's side of the apparatus, behind the rear axle. The exterior dimensions shall be approximately: 20" wide, 15" high, and 23" deep. The compartments shall be constructed of .125" aluminum tread plate on all exterior surfaces. The compartments shall be equipped with a vertically hinged door with latch installed. The compartment shall have turtle tile installed.

100159.1 - UNDER BODY COMPARTMENT -- REAR CENTER

An under body equipment storage compartment shall be installed under the flatbed surface located in the center rear of the apparatus. The compartment shall be between the vertical body beams, upper floor surface, and an aluminum lower floor area. The compartment shall be equipped with a hinged drop down door with dual latches installed.

The exterior dimensions shall be approximately:

108" for a 114"L bed

120" for a 138"L bed

100166.1 - REAR SLIDE-OUT TRAY

The rear center compartment shall be equipped with an .190" aluminum slide out tray on UHMW plastic slide pads and poly rollers. The tray shall be full width and full length of the compartment interior.

100160.1 - INTERIOR COMPARTMENT VENTILATION LOUVERS

The interiors of the upper body compartments shall have louvered ventilation units.

100720.1 - COMPARTMENT LIGHTING, STRIP LIGHTS

Each upper body compartment shall be equipped with a white LED strip light.

100163.1 - AUTOMATIC COMPARTMENT DOOR LIGHT SWITCHES

Each compartment light shall be automatically controlled by a door activated switch.

100164.1 - DOOR AJAR LIGHT

A "door ajar" warning light shall be installed on the center console. The light shall be flashing red LED light with a clear lens.

100176.1 - TOOL STORAGE TRAY/COMPARTMENT -- PASSENGERS SIDE

A tool storage compartment shall be installed over the passenger's side equipment compartment, on the passenger's side of the apparatus. The dimensions shall be approximately: 16" wide, 8" high, and 64" long. The compartment shall be constructed of .125" aluminum on all exterior surfaces. The compartment shall be equipped with a hinged lift up aluminum door with a latch installed. The compartment shall be equipped with Turtle Tile floor covering.

100180.1 - REAR PULL OUT STEP

There shall be a rear "Pull-Out-Fold-Down" step located at the driver's side rear of the apparatus, step shall be stowed in a pocket under the rear of the unit. Storage pocket shall be fabricated to allow easy access to deploying for operation.

100181.1 - FOLDING STEP

A Signature 4 lighted 8" square folding step of die cast zinc shall be installed. The step shall comply with NFPA non-slip standards and shall be installed on the rear driver's side of the body. The step shall be equipped with lighting to NFPA standard.

100692.1 - SIDE BODY ACCESS STEPS

There shall be a body access step assisting in access to top of the tool/hose trays from the side of the apparatus. It shall be a stirrup design, and be fabricated from 1" aluminum tubing. They shall be installed under the front of the body, one (1) each side.

100325.1 - ELECTRICAL ENCLOSURE

An electric wiring enclosure for the 12 volt wiring shall be installed in the forward wall of the driver's side upper body compartment with an access panel. The dimensions of the enclosure shall be approximately 20" high, 14" wide, and 4" deep.

100326.1 - 12 VOLT ELECTRICAL SPECIFICATIONS

The following describes the low voltage electrical system on the apparatus including all panels, electrical components, switches and relays, wiring harnesses and other electrical components. The apparatus manufacturer shall conform to the latest Federal DOT standards, current automotive electrical system standards and the applicable requirements of the NFPA.

Wiring shall be stranded copper or copper alloy conductors of a gauge rated to carry 125 percent of the maximum current for which the circuit is protected. Voltage drops shall not exceed 10 percent in all wiring from the power source to the using device. The wiring, wiring harness and insulation shall be in conformance to applicable SAE and NFPA standards. The wiring harness shall conform to SAE J-1128 with GXL temperature properties. Exposed wiring shall be run in a loom with a minimum 289 degree Fahrenheit rating. Wiring looms shall be properly supported and attached to body members. Electrical conductors shall be constructed in accordance with applicable SAE standards, except when good engineering practice requires special construction.

All wiring connections and terminations shall provide positive mechanical and electrical connections and be installed in accordance with the device manufacturer's instructions. When wiring passes through metal panels, electrical connections shall be secured with mechanical type fasteners and rubber grommets

Wiring between cab and body shall be split using connectors or enclosed in a terminal junction panel allowing body removal with minimal impact on the apparatus electrical system. Connections shall be crimp-type with heat shrink tubing with insulated shanks to resist moisture and foreign debris such as grease and road grime. Weather resistant connectors shall be provided throughout the system.

Electrical junction or terminal boxes shall be weather resistant and located away from water spray conditions. When required, automatic reset breakers and relays shall be housed in the main body junction panel.

There shall be no exposed electrical cabling, harnesses, or terminal connections located in compartments, unless enclosed in an electrical junction box or covered with a removable electrical panel. Wiring shall be secured in place and protected against heat, liquid contaminants and damage.

Low voltage overcurrent protective devices shall be provided for the electrical circuits. The devices shall be accessible and located in required terminal connection locations or weather resistant enclosures. Overcurrent protection devices shall be automatic reset type suitable for electrical equipment and meet SAE standards. All electrical equipment, switches, relays, terminals, and connectors shall have a direct current rating of 125 percent of maximum current for which the circuit is protected. Electro-magnetic interference suppression shall be provided in the system as required in applicable SAE standards.

The electrical system shall include the following:

Electrical terminals in weather exposed areas shall have a non-conductive grease or spray applied. All terminal plugs located outside of the cab or body shall be treated with a corrosion preventative compound.

All electrical wiring shall be placed in a protective loom or be harnessed.

Exposed connections shall be protected by heat shrink material and sealed connectors.

Large fender washers shall be used when fastening equipment to the underside of the cab roof and all holes made in the roof shall be caulked with silicone.

Electrical components installed in exposed areas shall be mounted in a manner that will not allow moisture to accumulate inside.

A coil of wire must be provided behind an electrical appliance to allow them to be pulled away from mounting area for inspection and service work.

All lights in a weather exposed area that have their sockets shall have corrosion preventative compound added to the socket terminal area.

100327.1 - ELECTRICAL HARNESS AND WIRING

All wiring shall be hidden, enclosed, or protected under the body in protective material, or within the apparatus body components. In addition, split loom conduits shall be installed and enclosed, suitably secured and protected against heat and physical damage.

100090.1 - BATTERY MASTER DISCONNECT

A battery disconnect system shall be installed to control the 12 volt power supply from the battery system to the body and cab final stage manufacturer installed equipment. The solenoid shall be controlled by the standard key starter switch.

100094.1 - BATTERY CHARGER AND 120 VOLT SHORE POWER RECEPTACLE

A Kussmaul Autocharge 1000, Model 091-215-12, high output automatic battery charger shall be provided. The battery charger shall be wired to the 12 volt battery system. The unit shall be mounted in a clean, dry area accessible for service and/or maintenance. It shall be wired to the specified shore power receptacle.

It shall include Model 091-194B-IND-WT-XX Digital Status Display Center.

It shall also include Model 091-55-15-120 15 amp "auto-eject" shore power receptacle with hinged weatherproof cover and an enclosure for protection from dirt and damage. The shore power plug shall be "ejected" when the chassis' engine starter is engaged and the receptacle shall be wired to any 120 volt A/C equipment requiring shore power.

Location shall be: Determined at the Pre-Construction conference.

Color of Digital Status Display Center and Auto Eject: Determined at pre-construct conference

Components wired hot: Determined at pre-construct conference

100328.1 - DOT IDENTIFICATION LIGHTS

All LED identification lights shall be installed on the vehicle as required by applicable highway regulations.

100329.1 - LICENSE PLATE MOUNTING

An LED license plate light shall be installed on the rear vertical wall of the body.

100330.1 - BRAKE, TURN, TAIL LIGHTS

Two (2) Whelen M6 Series Model M6BTT 4-5/16" x 6-3/4" brake, turn, tail lights with M6FC chrome flanges shall be provided. The warning lights shall incorporate Linear Super-LED and Smart LED technology. The lighthouse configuration shall consist of 18 red Super-LEDs and a clear optic polycarbonate lens. The lighthoods shall be surface mountable via two screws.

The lighthoods shall utilize an optic collimator and a chrome vacuum metalized reflector for maximum illumination. The lighthouse shall include 164 flash patterns including: a variety of CA Title 13 compliant, sinkable, left/right, top/bottom, in/out, and steady burn. The lighthoods shall have the Whelen exclusive NERM (Non-Emergency Recognition Mode) feature.

The lens/reflector assembly shall be wet sealed and resistant to: water, moisture, dust, and other environmental conditions. The outer lens shall have a hard coating applied to increase strength and ensure longevity. The light engine shall be installed at the rear of the unit and be completely sealed. The pc board shall be conformal coated for additional protection.

The lights shall be furnished with five 6" wire pigtails, a Santoprene rubber gasket and the #M6FC chrome flanges shall be included for installation.

100331.1 - BACK-UP LIGHTS

Two (2) Whelen M-Series, 4" x 6" rear LED back-up lights shall be installed.

100067.1 - OFF ROAD LIGHTS

No off road lights shall be installed.

100070.1 - NO BUMPER GROUND LIGHTS

There shall be no under bumper ground lights installed.

203840.1 - GROUND LIGHTS, CAB, 2 DOOR, LED STRIPS

Two (2) LED ground strip lights shall be installed under the cab step area in compliance with NFPA standards, One (1) on each side of the apparatus, wired to the Cencom, and the chassis interior lights.

100184.1 - BODY WORK LIGHTS

Four (4) Grote #63871 LED body work lights with clear lens shall be installed, wired to switch on the Cencom. They shall have an aluminum housing, and be 800 lumens at 1.4 amps. Location shall be: in each corner of the protective tubing assembly to light the pump panel and the front body walkway area.

100718.1 - FRONT BUMPER SCENE LIGHTS

An FRC Evolution II, PN: FCA850-V11-BLA, LED light shall be installed. The lamphead shall have four (4) ultra-bright white LEDs. It shall operate at 12/24 volts DC, draw 7.5/3.75 amps, and generate 11,000 lumens. The lamphead shall direct 50 percent of the light onto the action area while providing 50 percent to illuminate the working area. The lamphead shall incorporate heat-dissipating fins and be no more than 3 5/8" high by 8 1/8" wide.

Location shall be: front bumper/grille

100322.1 - SCENE LIGHTS

Six (6) Rigid Manufacturing 20202 radiance Pod Red Backlight scene lights shall be installed. The LED scene lights shall incorporate clear LEDs with a clear optic polycarbonate lens for maximum illumination.

Each pod shall have a RED halo, which activates when the running lights are on.

Location shall be: Two (2) outward facing, each side of body, two (2) rear facing.

100099.1 - RADIO INSTALLATION

One (1) fire radio shall be supplied by the purchaser to be installed.

100324.1 - BACK-UP ALARM

One (1) Buyers #BA107 back up alarm shall be installed.

100312.1 - ELECTRONIC SIREN

One (1) Whelen, Model #CCSRN3 CENCOM siren and twenty-one (21) auxiliary switches with noise canceling microphone shall be provided. Siren head will be mounted on the center console in easy reach of the driver.

100314.1 - SIREN SPEAKERS

Two (2) Whelen Model #SA315P, Projector Series siren speakers shall be provided with bracket. The 100 watt siren speakers shall be designed in a black nylon composite housing with 123 decibel rating.

Location shall be: Behind the grille.

100310.1 - MOUNTING OF LIGHT BAR WITH PROTECTIVE GUARD

The lightbar shall be mounted on the headache rack shelf with an aluminum brush guard protective assembly.

100309.1 - LIGHTBAR

A Whelen Legacy low profile Super-LED NFPA lightbar shall be installed. The 54" lightbar shall be designed to meet the minimum clearing requirements for Zone A Upper. The internal components of the lightbar shall be housed within a two piece extruded aluminum base/top. The outer shell shall be clear optic polycarbonate lenses designed to maximize light output and shield against environmental elements.

The lightbar shall utilize snap-in brackets to hold in the lighthoods. The brackets shall give the end user the ability to make quick repairs. The lightbar shall have all solid state components. The lightbar shall have two wire harnesses exiting the unit: one (1) 17 conductor 22 gauge control cable which controls all internal light functions; and one (1) 2 conductor 10 gauge cable for main power and ground. Each cable shall be 15' long.

The lightbar shall have four (4) red Linear Super-LED corner modules to provide off angle protection for the front and rear of the vehicle. Each corner module shall consist of twelve (12) Super-LEDs mounted within a vacuum metalized parabolic reflector. The corner module shall also utilize an optic collimator for maximum light output. The twelve (12) LEDs shall be mounted in one straight line.

The solid state I/O board shall be microprocessor controlled. The I/O board shall have built-in reverse-polarity protection and output-short protection. The board shall have the ability to flash sixteen (16) LED warning lights. There shall be a data bank of 13 Scan-Lock flash patterns including steady burn. The board shall also have outputs to add takedown and alley lights. Low power and cruise light function shall also be included. The cruise light function shall allow the user to employ the four (4) corner modules as marker courtesy lights.

The lightbar shall include clear "Take Down" and "Alley Lights".

The lightbar shall have an amber "Traffic Advisor" built into the rear portion of the lightbar.

100316.1 - NFPA WARNING LIGHTS

ZONE A -- LOWER FRONT WARNING LIGHTS

Two (2) Whelen M-6RC Series 4" x 6" warning lights shall be installed in the lower front area of the cab. The warning lights shall incorporate Linear-Super LED and Smart LED technology. Each lighthouse shall have six (6) RED Super-LEDs with a clear non-optic polycarbonate lens for maximum light spread. Each lighthouse assembly shall have internal flasher, eleven (11) Scan-Lock flash patterns, including steady burn and synchronize power functions. The lighthouses shall have a conformal coated circuit board for moisture protection. The lights shall be mounted in a chrome plastic flange bezel assembly.

COLOR: RED LED/CLEAR LENS

ZONE B AND D -- INTERSECTION LIGHTS

Two (2) Whelen M-6RC Series 4" x 6" warning lights shall be installed. The warning lights shall be installed in lower front bumper or cab fenders, one (1) each side, as far forward as possible. The warning lights shall incorporate Linear-Super LED and Smart LED technology. The lighthouse shall have six (6) RED Super-LEDs with a clear non-optic polycarbonate lens for maximum light spread. The lighthouse assembly shall have internal flasher, eleven (11) Scan-Lock flash patterns, including steady burn and synchronize power functions.

COLOR: RED LED/CLEAR LENS

ZONE B AND D -- LOWER REAR CORNER WARNING LIGHTS

Two (2) Whelen M-6RC Series 4" x 6" warning lights shall be installed. The warning lights shall be located one (1) each side lower rear body corner, as far rearward as possible. The warning lights shall incorporate Linear-Super LED and Smart LED technology. The lighthouses shall have six (6) RED Super-LEDs with a clear non-optic polycarbonate lens for maximum light spread.

COLOR: RED LED/CLEAR LENS

ZONE B AND D -- UPPER SIDE REAR WARNING LIGHTS

Two (2) Whelen M-6RC Series Model #M6R 4" x 6" warning lights and a chrome flange shall be upper rear body side panel. The warning lights shall incorporate Linear Super-LED and Smart LED technology. The lighthouses shall have six (6) RED Super-LEDs with a clear non-optic polycarbonate lens for maximum light spread.

COLOR: RED LED/CLEAR LENS

ZONE C -- UPPER REAR WARNING LIGHTS

Two (2) Whelen M-6RC Series Model #M6R 4" x 6" warning lights and a chrome flange shall be installed in the upper rear body panel. The warning lights shall incorporate Linear Super-LED and Smart LED technology. The lighthouses shall have six (6) RED Super-LEDs with a clear non-optic polycarbonate lens for maximum light spread.

COLOR: RED LED/CLEAR LENS

ZONE C -- LOWER REAR WARNING LIGHTS

Two (2) Whelen M-6RC Series 4" x 6" warning lights shall be installed. The warning lights shall be located one (1) each side, rear lower area of body. The warning lights shall incorporate Linear-Super LED and Smart LED technology. The lighthouses shall have six (6) RED Super-LEDs with a clear non-optic polycarbonate lens for maximum light spread.

COLOR: RED LED/CLEAR LENS

100638.1 - HEADLIGHT FLASHER

A Whelen UHF2150A alternating headlight flasher system shall be installed.

AUTO-ON AND HIGH BEAM FUNCTIONS DISABLE WIG-WAG OPERATION

100335.1 - CUSTOM GRAPHICS

The apparatus shall be provided with two (2) custom designed sign gold graphics, emblems, or seals. The installation shall be designed primarily with letters and numbers as specified. The purchaser shall approve of the design graphics prior to installation.

203904.1 - NO CAB ROOF LETTERING

100337.2 - CAB AND BODY STRIPING

The cab and body shall have a straight Scotchlite reflective stripe applied horizontally. The stripe shall be a 4" minimum in width and be applied horizontally around the cab and body in accordance with NFPA standards. The purchaser shall specify the color and location of the stripe.

Above the 4" white stripe there will be 2" Blue Reflective, 1" Spacing then 4" White Reflective to match their existing fleet.

100343.1 - FRONT CHEVRON STRIPING

There shall be alternating chevron striping installed across the front bumper where permitted. The chevron striping shall consist of 6" diamond grade in the following colors:

The first color shall be red diamond grade.

The second color shall be lime yellow diamond grade.

100345.1 - REAR CHEVRON STRIPING

There shall be alternating chevron striping installed on the rear vertical body panel. The chevron striping shall consist of 6" diamond grade in the following colors:

The first color shall be red diamond grade.

The second color shall be lime yellow diamond grade.

100346.1 - CAPACITIES PLACARD

The apparatus shall have a reflective placard that provides the following information:

Water Tank Capacity
Pump Capacities
NWCG Typing
Skeeter Contact Information

100350.1 - SPANNER AND HYDRANT WRENCH SET WITH MOUNTING BRACKET

One (1) Kocheck lightweight spanner wrench holder shall be installed. The bracket shall hold one (1) hydrant wrench and two (2) universal spanners. It shall be mounted on the rear vertical exterior panel of the driver's side compartment.

100040.1 - CHASSIS PREPARATION

The chassis cab shall be "prepped" for fire apparatus production as follows:

- a) Wash and clean chassis
- b) Weigh chassis for NFPA reports
- c) Quality control check in.

100041.1 - SEATING

There shall be a label identifying the number of seat belted locations on the unit.

100042.1 - WARNING LABEL -- SEAT BELT USAGE

A warning label for use of seat belts shall be installed in the cab by the chassis manufacturer.

100043.1 - LOUD NOISE WARNING LABEL

A final stage manufacturer shall install "hearing loss" potential warning labels on the vehicle in any areas or fixed equipment that produces excessive noise levels. (exhaust outlet, sirens and air horns shall not be required for such equipment.)

100135.1 - WARNING LABEL -- NO RIDING ON REAR

A warning label stating: "NO RIDING ON REAR OF APPARATUS" shall be installed on rear of the apparatus. The label shall be applied to the vehicle at the rear step area. The label shall warn personnel that riding in or on these areas, while the vehicle is in motion, is prohibited.

100136.1 - SKEETER BRUSH TRUCK EMBLEMS

Three (3) Skeeter Brush Trucks emblems will be affixed to the cab and body.

100196.1 - FINAL ASSEMBLY AND APPARATUS FINISHING PREP SPECIFICATIONS

The apparatus shall be assembled in a high quality and controlled environment. The fit, form, and finish of the body shall be to the highest level fire apparatus manufacturing standards. Upon completion, the apparatus shall be ready for final inspection and road testing as required herein.

100361.1 - FIRE PUMP OPERATIONS TEST

The fire pump shall have a operational pump test performed by a Skeeter Brush Trucks technician with a run time of one (1) hour to confirm proper operations of all pump related components.

*** NOTE: ALL TESTING SHALL BE DONE AND PERFORMANCE OBSERVED BETWEEN SEA LEVEL AND 1000' ELEVATION.

*** HIGH ALTITUDE PERFORMANCE MAY NOT REPRESENT TESTING RESULTS SHOWN.

100362.1 - ELECTRICAL LOAD ANALYSIS

A 12 volt electrical load analysis shall be performed in order to test response and stationary modes of electrical amp load.

100363.1 - COMPLIANCE

The fire apparatus shall be built to the purchaser's requirements in compliance to all State, Local, and Federal highway safety requirements. The vehicle is not intended to meet any or all standards of the NFPA.

100365.1 - ROAD TEST

A road test will be conducted with the apparatus fully loaded and a continuous run of no less than ten (10) miles. During that time the apparatus will show no loss of power nor will it overheat. The transmission drive shaft or shafts and the axles will run quietly and be free of abnormal vibration or noise.

100366.1 - APPARATUS WARRANTY SKEETER MANUFACTURED ITEMS

A five (5) year parts and labor warranty on items manufactured by Skeeter Brush Trucks and a ten (10) year warranty on the structural integrity of the body. For warranty issues please contact your local dealer or Skeeter Brush Truck service center and request warranty from the service advisor at that location.

100369.1 - WATER TANK WARRANTY

MANUFACTURER'S LIMITED WARRANTY AND NOTICE OF DISCLAIMER OF EXPRESS AND IMPLIED WARRANTIES

Manufacturer issues this limited warranty to the customer who is the original retail purchaser ("Customer") of a polypropylene tank (the "Tank") (10 to 4000) gallons.

100351.1 - PRE-CONSTRUCTION MEETING

A pre-construction meeting shall be conducted at the manufacturer's plant. The transportation to this meeting shall be the responsibility of purchaser.

100651.1 - DRAWINGS

There shall be design drawings submitted to the customer prior to the pre-construct conference. The drawings shall include

all sides of the apparatus. The customer shall agree to the drawings reflecting the correct apparatus design and layout prior to construction.

100353.1 - TERMS OF PAYMENT AND PREPAYMENT PROVISIONS

Terms of payment for the specified vehicle shall be only cash or equivalent on delivery and acceptance for the unit. No bid will be considered which requires the purchaser to deposit with the bidder a down payment, prepayment of chassis, or any other such consideration as a condition of the bid. Such a requirement shall be grounds for immediate rejection of the bid.

100356.1 - DEMONSTRATION AND FAMILIARIZATION OF VEHICLE

The bidder shall demonstrate and familiarize the purchaser regarding the vehicle's operation. This shall include operation of chassis, major components, review of delivery information and documentation. This demonstration shall be completed at Skeeter Brush Trucks factory location in Hillsboro, Texas.

100358.1 - DELIVERY REQUIREMENTS

The apparatus shall be picked up at the manufacturer's plant by the purchaser.



CITY OF HOBBS
COMMISSION STAFF SUMMARY FORM

MEETING DATE: January 22nd, 2019

SUBJECT: Resolution authorizing an allocation of Lodgers' Tax funds to the City of Hobbs Fire Department for the Firefighter Combat Challenge.

DEPT. OF ORIGIN: Finance
DATE SUBMITTED: January 15, 2019
SUBMITTED BY: Toby Spears, Finance Director

Summary:

The Lodgers' Tax Board met on January 12th and recommended **funding \$44,392.43 to the City of Hobbs Fire Department**. The funds will be used to host the Firefighter Combat Challenge, which will be held on July 4th and July 5th 2019.

Fiscal Impact:

Reviewed By: 
Finance Department


December 31, 2018 Unallocated Cash Balance for the Lodgers' Tax Fund is as follows:

Cash for Grants	\$329,319.95
City and County	\$580,478.65
Airline Subsidy	<u>\$305,540.09</u>
TOTAL	<u>\$1,215,338.69</u>

Attachments:

- Breakdown of request
- Financial Summary
- Resolution

Legal Review:

Approved As To Form: 
City Attorney

Recommendation:

To be determined by City Commission.

Approved For Submittal By:


Department Director

City Manager

CITY CLERK'S USE ONLY
COMMISSION ACTION TAKEN

Resolution No. _____	Continued To: _____
Ordinance No. _____	Referred To: _____
Approved _____	Denied _____
Other _____	File No. _____

CITY OF HOBBS

RESOLUTION NO. 6755

A RESOLUTION AUTHORIZING ALLOCATION OF
LODGERS' TAX FUNDS TO PROMOTE
CITY OF HOBBS FIRE DEPARTMENT
FIREFIGHTER COMBAT CHALLENGE

WHEREAS, the Lodgers' Tax Advisory Board met on January 12, 2019 and recommended forwarding the following lodger's tax request to the Commission;

	Amount Requested	Amount Funded	Shall Fund	Shall Not Fund
Hobbs Fire Department	\$44,392.43	_____	_____	_____

BE IT RESOLVED BY THE GOVERNING BODY OF THE CITY OF HOBBS, NEW MEXICO, that the Mayor be and hereby is authorized to allocate Lodgers' Tax Funds in the total amount as specified herein.

PASSED, ADOPTED AND APPROVED this 22nd day of January, 2019.

SAM D. COBB, Mayor

ATTEST:

JAN FLETCHER, City Clerk



City of Hobbs
Annual Funding Guidelines
Lodgers' Tax Requests for Proposal (RFP)
from 05/01/2018 - 06/30/2019

The City of Hobbs and the Hobbs City Commission wish to ensure that your events have the greatest chance of success. The following guidelines have been adopted by the City Commission to outline procedures for the annual expenditures of Lodgers' Tax funds.

1. The City of Hobbs is accountable to the City Commission for Lodgers' Tax Funds and is responsible for the placement of any orders involving expenditures of Lodgers' Tax funds. The table below details eligible & non-eligible expenses per Ordinance # 1052

Eligible	Non-Eligible
Professional Performance Fees	Administrative Office Overhead
Sound and Lighting as Related to Performance	Website Costs
Advertising/Promotion	Real Property
Sanitation	Tangible Property

2. The organization requesting Lodgers' Tax funding shall designate a representative to serve in the capacity of spokesperson for that organization. The representative or designee must make all attempts to attend the Lodgers' Tax meeting or City Commission meeting as appropriate when requesting funding to answer questions.
3. All Requests for Proposal's (RFP's) for Lodgers' Tax annual funding must be received by **March 15, 2018**. (This is to include all events to occur during the period indicated above for which your organization is requesting funding.)
4. A proposed budget must be submitted with the RFP for annual Lodgers' Tax funding explaining how fees and other revenues are to be used and include a detailed list of estimated expenses for any and all events on an annual basis.
5. Event Summaries from prior year funding will be required during the annual presentation process. Event summaries should include the number in attendance, the number of overnight stays and the actual revenue and expenditures. Any unspent funding at the end of the funding cycle (05/01/2018-06/30/2019) will revert back to the City of Hobbs Lodgers' Tax Fund. Expenses will NOT be reimbursed after August 31, 2019.
6. In addition to the above listed criteria, organizations requesting funding may be asked to provide the following information:

- Proof of non-profit status and copy of last years IRS form 990
- Proof of agency good standing with the NM Corporation Commission
- Proof of Workers-Comp or Liability Insurance Coverage

Advertising not included in the initial request for funding is the RESPONSIBILITY AND OBLIGATION OF THE ORGANIZATION PLACING SUCH ORDER.

I have read and fully understand the above guidelines for the Lodgers' Tax Funding.


 Representative


 Name of Organization

12/20/2018
 date

Received at City Hall:

 (date and time)

**Request for Lodgers' Tax Assistance
Contact Information**

Organization Hobbs Fire Department
 Name of Contact Rico Rendon
 Address 301 E. White St
 City, State Zip Hobbs, New Mexico 88240
 Phone#/Fax# (575)397-8600 / (575)397-9331
 email rrendon@hobbsnm.org

Event Budget

		Event 1	Event 2	Event 3	Event 4	Event 5	Total
Income	Sponsorships						-
	Sales						-
	Donations	1,000.00					1,000.00
	Prior Year Carryover						-
	Other (please explain)						-
	Total Income	1,000.00	-	-	-	-	-
		Event 1	Event 2	Event 3	Event 4	Event 5	Total
Expense (non-lodgers tax)	Cost of Sales Items						-
	Cost of Awards	1,000.00					1,000.00
	Building/Booth Rent						-
	Advertising						-
	Printing & Mailing						-
	Print Media						-
	Electronic Media						-
	Miscellaneous (Please explain)						-
Sanction Fee	-					-	
Total Expense	-	-	-	-	-	-	1,000.00

Lodgers Tax Budget Summary

	Event 1	Event 2	Event 3	Event 4	Event 5	Total
Printing	747.00	-	-	-	-	747.00
Print Media	7,145.43		-	-	-	7,145.43
Electronic Media	3,000.00		-	-	-	3,000.00
Other	33,500.00		-	-	-	33,500.00
Total Cost of Event	44,392.43		-	-	-	44,392.43

Lodgers Tax Budget - Event Number 1

Event Information

Name of Event Firefighter Combat Challenge

Date July 04, 2019

Location 4827 N Lovington Hwy, (CORE)

Description The mission of the Firefighter Combat Challenge is to promote and showcase the talents, skills and athleticism of America's firefighter heroes in an exciting and entertaining sports competition that travels to approximately twenty-five locations throughout the country every year. Simulating many of the essential skills of firefighting – e.g., climbing a five story tower, dragging and hoisting fire hose, racing around obstacles, simulating forcible entry, etc. – the FCC motivates, identifies and celebrates America's "best of the best" firefighters. After years of coverage on ESPN and the Versus television network, the FCC is widely followed by the firefighting community, the general public and the news media around the country as they search for "good news" stories to cover in their local

Expected Attendance 300 # of Overnighters 150

Is this an annual event? No Is this a new event? Yes

Printing

	Cost	Quantity		Cost	Quantity
Posters	200.00	50	Flyers	250.00	1,000
Programs	250.00	200	Tickets	-	700.00

Mailings 0.47 | 100 Date of Mailing TBD 47.00

Print Media

	Name	# of ads	Cost	
Newspaper	Hobbs News Sun	5	1,245.43	
	Lovington Leader	3	900.00	
	Carlsbad Current-Argus	5	1,300.00	
	Roswell Newspaper	5	1,300.00	4,745.43
	Name	# of ads	Cost	
Magazine/Other		3	2,400.00	
			-	2,400.00

Electronic Media

	Name	# of spots	Cost	
Radio	MTD	300	1,500.00	
	NoalMark	300	1,500.00	
			-	3,000.00
	Name	# of spots	Cost	
Television			-	
			-	
			-	

Other Expense

Name	#	Cost
Statewide and Reigional Advertisement		7,500.00

City of Hobbs Lodgers' Tax RFP

Other

Sanction Fee		26,000.00	
		-	
		-	
		-	33,500.00
		Total Request for Event	44,392.43

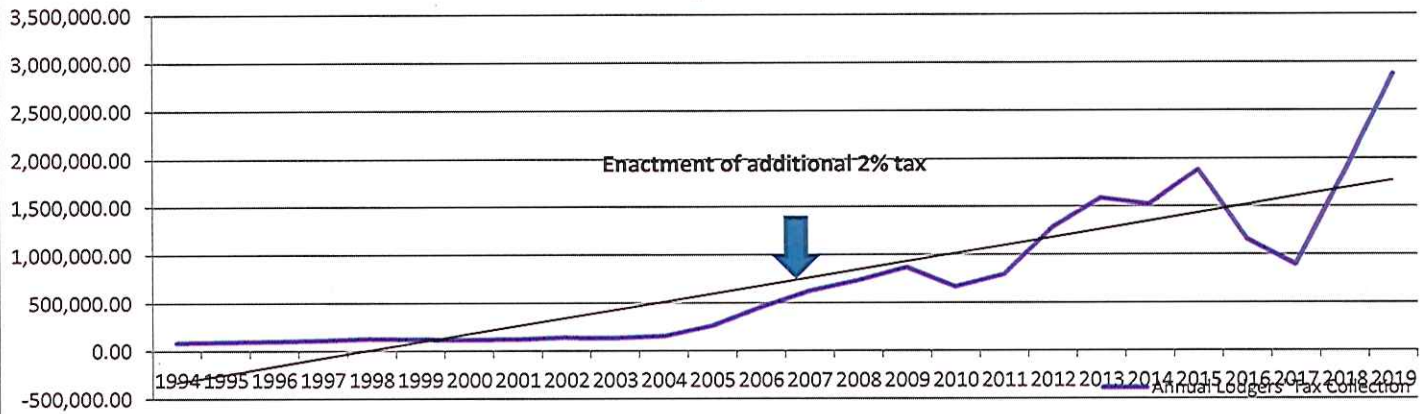
CITY OF HOBBS LODGERS' TAX REPORT

December 31, 2018

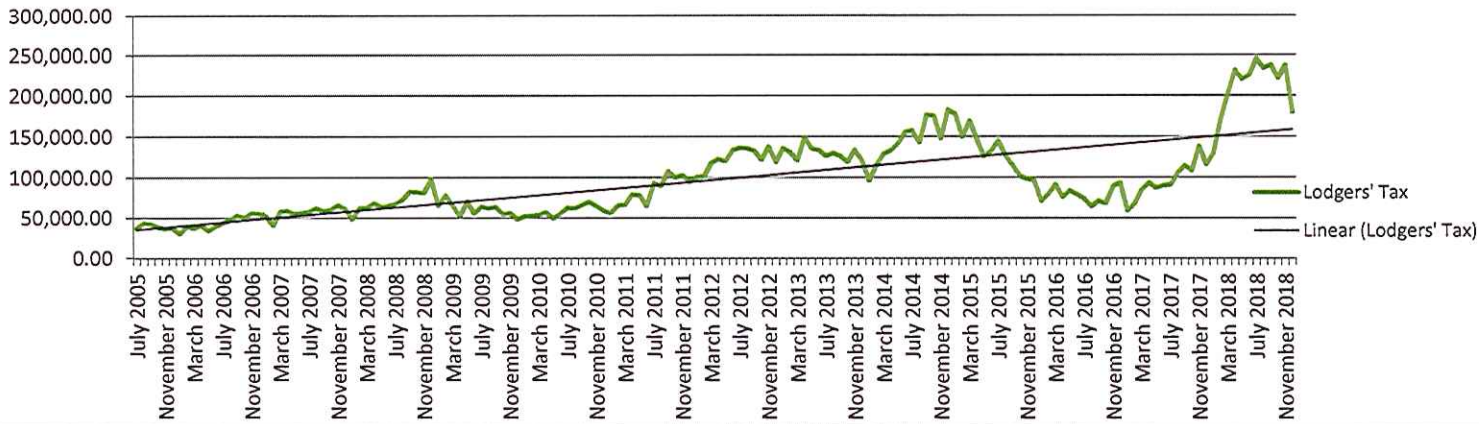
		RECEIPTS 239999-				EXPENDITURES			NET CHANGE		Cash
Month	Month	Gross Taxable Revenue	Lodgers' Tax	Other Income	TOTAL	Contract for Services	Advert & Promotion	TOTAL	For Month	YTD	Balance
SUBTOTAL		15,364,272.60	768,213.63	527.46	768,741.09	0.00	762,619.97	762,619.97			
SUBTOTAL		18,028,844.80	901,442.24	973.44	902,415.68	0.00	1,452,826.32	1,452,826.32			
CASH BALANCE	06/30/15	713,543.86	1,885,088.47	1,769.80	1,886,858.27		2,219,502.38	2,219,502.38			
CASH BALANCE	06/30/16	188,954.74	1,166,403.92	1,637.41	1,168,041.33	0.00	1,692,630.45	1,692,630.45			
July 2016		1,483,720.00	74,186.00	174.74	74,360.74		10,000.00	10,000.00	64,360.74	64,360.74	253,315.48
August 2016		1,286,676.40	64,333.82	229.08	64,562.90		35,000.00	35,000.00	29,562.90	93,923.64	282,878.38
September 2016		1,427,108.20	71,355.41	411.72	71,767.13		25,375.27	25,375.27	46,391.86	140,315.50	329,270.24
October 2016		1,363,327.20	68,166.36	508.97	68,675.33		88,717.26	88,717.26	-20,041.93	120,273.57	309,228.31
November 2016		1,783,813.00	89,190.65	574.99	89,765.64		20,000.00	20,000.00	69,765.64	190,039.21	378,993.95
December 2016		1,877,455.00	93,872.75	680.49	94,553.24		15,069.00	15,069.00	79,484.24	269,523.45	458,478.19
SUBTOTAL		9,222,099.80	461,104.99	2,579.99	463,684.98	0.00	194,161.53	194,161.53			
January 2017		1,183,489.00	59,174.45	371.91	59,546.36		291,814.62	291,814.62	-232,268.26	-232,268.26	226,209.93
February 2017		1,357,364.20	67,868.21	421.71	68,289.92		0.00	0.00	68,289.92	68,289.92	294,499.85
March 2017		1,701,676.00	85,083.80		85,083.80		12,391.92	12,391.92	72,691.88	72,691.88	367,191.73
April 2017		1,877,931.00	93,896.55	1,399.24	95,295.79		38,170.00	38,170.00	57,125.79	57,125.79	424,317.52
May 2017		1,745,164.20	87,258.21	1,253.77	88,511.98		1,133.00	1,133.00	87,378.98	87,378.98	511,696.50
June 2017		1,803,606.00	90,180.30	1,457.94	91,638.24		336,083.26	336,083.26	-244,445.02	-244,445.02	267,251.48
SUBTOTAL		9,669,230.40	483,461.52	4,904.57	488,366.09	0.00	679,592.80	679,592.80			
CASH BALANCE		267,251.48	944,566.51	7,484.56			873,754.33				
July 2017		1,815,246.20	90,762.31	976.79	91,739.10		1,372.17	1,372.17	90,366.93	90,366.93	357,618.41
August 2017		2,089,782.80	104,489.14	1,216.90	105,706.04		18,130.31	18,130.31	87,575.73	177,942.66	445,194.14
September 2017		2,291,105.80	114,555.29	1,738.91	116,294.20		26,500.00	26,500.00	89,794.20	267,736.86	534,988.34
October 2017		2,170,628.60	108,531.43	3,549.66	112,081.09		59,216.40	59,216.40	52,864.69	320,601.55	587,853.03
November 2017		2,764,121.40	138,206.07	2,979.81	141,185.88		14,757.64	14,757.64	126,428.24	447,029.79	714,281.27
December 2017		2,308,667.00	115,433.35	3,413.63	118,846.98		0.00	0.00	118,846.98	565,876.77	833,128.25
SUBTOTAL		13,439,551.80	671,977.59	13,875.70	685,853.29	0.00	119,976.52	119,976.52			
January 2018		2,580,920.60	129,046.03	3,498.85	132,544.88		229,785.48	229,785.48	-97,240.60	-97,240.60	735,887.65
February 2018		3,428,414.60	171,420.73	3,567.45	174,988.18		14,804.51	14,804.51	160,183.67	160,183.67	896,071.32
March 2018		4,035,431.00	201,771.55	629.14	202,400.69		51,663.32	51,663.32	150,737.37	150,737.37	1,046,808.69
April 2018		4,639,998.60	231,999.93	802.01	232,801.94		10,521.88	10,521.88	222,280.06	222,280.06	1,269,088.75
May 2018		4,406,434.20	220,321.71	967.59	221,289.30		9,500.00	9,500.00	211,789.30	211,789.30	1,480,878.05
June 2018		4,525,501.20	226,275.06	1,143.42	227,418.48		325,375.98	325,375.98	-97,957.50	-97,957.50	1,382,920.55
SUBTOTAL		23,616,700.20	1,180,835.01	10,608.46	1,191,443.47	0.00	641,651.17	641,651.17			
CASH BALANCE		1,382,920.55	1,852,812.60	24,484.16	1,877,296.76		761,627.69				
July 2018		4,924,557.60	246,227.88	1,183.55	247,411.43		0.00	0.00	247,411.43	247,411.43	1,630,331.98
August 2018		4,682,780.80	234,139.04	1,484.86	235,623.90		13,644.20	13,644.20	221,979.70	469,391.13	1,852,311.68
September 2018		4,769,011.20	238,450.56	1,648.84	240,099.40		257,822.62	257,822.62	-17,723.22	451,667.91	1,834,588.46
October 2018		4,439,774.00	221,988.70	1,737.41	223,726.11		3,957.73	3,957.73	219,768.38	671,436.29	2,054,356.84
November 2018		4,759,001.40	237,950.07	2,214.46	240,164.53		73,306.33	73,306.33	166,858.20	838,294.49	2,221,215.04
December 2018		3,604,288.40	180,214.42		180,214.42		249,224.16	249,224.16	-69,009.74	769,284.75	2,152,205.30
SUBTOTAL		27,179,413.40	1,358,970.67	8,269.12	1,367,239.79	0.00	597,955.04	597,955.04			
January 2019		0.00	0.00	0.00	0.00		0.00	0.00	0.00	0.00	2,152,205.30
February 2019		0.00	0.00	0.00	0.00		0.00	0.00	0.00	0.00	2,152,205.30
March 2019		0.00	0.00	0.00	0.00		0.00	0.00	0.00	0.00	2,152,205.30
April 2019		0.00	0.00	0.00	0.00		0.00	0.00	0.00	0.00	2,152,205.30
May 2019		0.00	0.00	0.00	0.00		0.00	0.00	0.00	0.00	2,152,205.30
June 2019		0.00	0.00	0.00	0.00		0.00	0.00	0.00	0.00	2,152,205.30
SUBTOTAL		0.00	0.00	0.00	0.00	0.00	0.00	0.00			
CASH BALANCE		2,152,205.30	1,358,970.67	8,269.12	1,367,239.79		597,955.04				

CITY OF HOBBS LODGERS' TAX PROGRAM						
12/31/2018	AWARD					
	PROJECT	DATE	AMOUNT	ACTUAL EXPENSE	ACTUAL OUTSTANDING GRANT	CATEGORY
12/31/2018	CASH BALANCE				2,152,205.30	
Proof of Cash:						
Beginning Cash Available for Profit, Non-Profit, and Public Entities (20%)					276,584.11	
18-10	WESTERN HERITAGE MUSEUM COMPLEX	4/17/2017	18,000.00	18,000.00	0.00	NP
18-11	TUFF HEDEMAN CHAMPIONSHIP BULL RIDING	4/17/2017	10,000.00	10,000.00	0.00	P
18-12	CYCLE CITY PROMOTIONS	4/17/2017	17,500.00	17,500.00	0.00	P
19-1	JUNETEENTH	4/16/2018	4,900.00	4,144.20	755.80	NP
19-2	NM NATIONAL BLACK CHAMBER OF COMMERCE	4/16/2018	8,800.00	2,978.25	5,821.75	NP
19-3	HOBBS CHAMBER OF COMMERCE - HOBBS HOLIDAY TOURNEY	4/16/2018	21,233.22	3,957.73	17,275.49	NP
19-4	HOBBS HISPANO CHAMBER OF COMMERCE - MARIACHI CHRISTM	4/16/2018	20,000.00	0.00	20,000.00	NP
19-5	HOBBS HISPANO CHAMBER OF COMMERCE - SEPTIEMBRE	4/16/2018	25,000.00	0.00	25,000.00	NP
19-6	SOUTHWEST SYMPHONY 2019	4/16/2018	62,012.50	30,423.05	31,589.45	NP
19-7	HOBBS USSSA (PERMIAN BASIN MIDLAND)	4/16/2018	80,000.00	55,176.18	24,823.82	NP
19-8	WESTERN HERITAGE MUSEUM COMPLEX	4/16/2018	45,645.00	0.00	45,645.00	NP
19-9	CINCO DE MAYO COMMITTEE	4/16/2018	10,000.00	0.00	10,000.00	NP
19-10	TUFF HEDEMAN CHAMPIONSHIP BULL RIDING	4/16/2018	20,000.00	0.00	20,000.00	P
19-11	CYCLE CITY PROMOTIONS	4/16/2018	50,000.00	40,000.00	10,000.00	P
19-12	IMPACTO - JAG PROMOTIONS	4/16/2018	9,500.00	9,500.00	0.00	P
19-13	HOBBS QUARTERBACK CLUB	7/11/2018	7,500.00	0.00	7,500.00	NP
19-14	SOUTH EASTERN NM CHILI SOCIETY - NATIONAL CHAMPIONSHIP	7/11/2018	3,209.09	908.28	2,300.81	NP
TOTAL REMAINING ALLOCATION FOR PROFIT, NON-PROFIT AND PUBLIC ENTITIES			413,299.81	106,276.30	220,712.12	
Add:	20% Monthly Tax Revenue (starting April 1st, 2013)				273,447.96	
Cash Available for Allocation					329,319.95	
Beginning Cash Available for Local Government (City and County) (40%)					553,168.22	
18-13	LEA COUNTY EVENT CENTER 2018	4/17/2017	25,000.00	0.00	25,000.00	LOCAL GOV
18-15	ROCKWIND COMMUNITY LINKS - 2018	10/16/2017	66,500.00	38,823.68	27,676.32	LOCAL GOV
18-16	C.O.R.E - 2018	10/16/2017	99,800.00	62,845.83	36,954.17	LOCAL GOV
19-13	ROCKWIND COMMUNITY LINKS - 2019	4/16/2018	54,655.00	0.00	54,655.00	LOCAL GOV
19-14	C.O.R.E - 2019 - MARKETING	4/16/2018	88,800.00	0.00	88,800.00	LOCAL GOV
19-15	C.O.R.E - 2019 - OPERATING	4/16/2018	500,000.00	250,000.00	250,000.00	LOCAL GOV
19-16	CITY OF HOBBS - SLAM & JAM 2019	4/16/2018	36,500.00	0.00	36,500.00	LOCAL GOV
TOTAL REMAINING ALLOCATION FOR LOCAL GOVERNMENT			871,255.00	351,669.51	519,585.49	
Add:	40% Monthly Tax Revenue (starting April 1st, 2013)				546,895.92	
Cash Available for Allocation					580,478.65	
Beginning Cash Available for Fire, EMS, Sanitation (15%)						
TOTAL REMAINING ALLOCATION FOR CITY OF HOBBS POLICE AND FIRE					0.00	
Add:	15% Monthly Tax Revenue (starting April 1st, 2013)		205,085.97	0.00	205,085.97	
Cash Available for Allocation					205,085.97	
Beginning Cash Available for Airline subsidy (25%)					355,730.14	
	EDC - 2018 AIRLINE SUBSIDY (\$220,502.38 GENERAL FUND)		235,162.89	235,162.89	0.00	
	EDC - 2019 AIRLINE SUBSIDY		392,000.00	0.00	392,000.00	
Add:	25% Monthly Tax Revenue (starting April 1st, 2013)			341,809.95	341,809.95	
TOTAL REMAINING ALLOCATION FOR AIRLINE SUBSIDY				576,972.84	0.00	
Cash Available for Allocation					305,540.09	

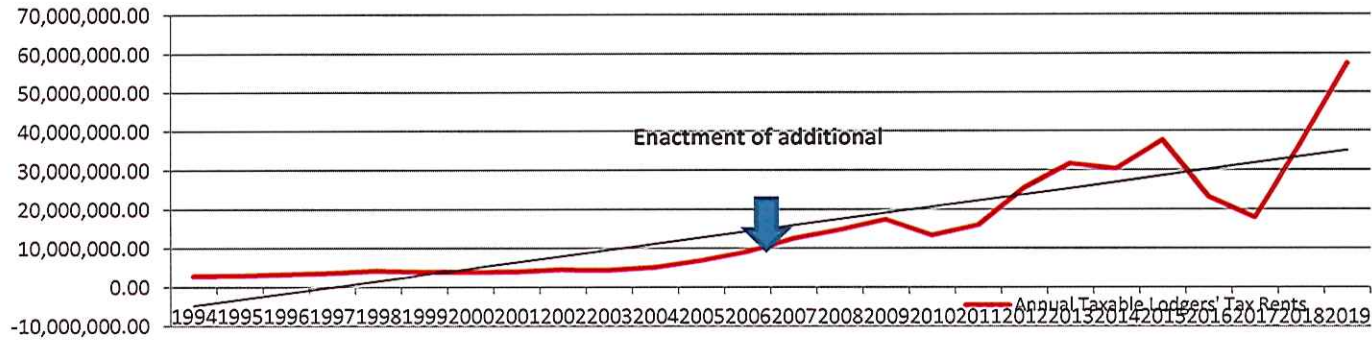
Annual Lodgers' Tax Collection



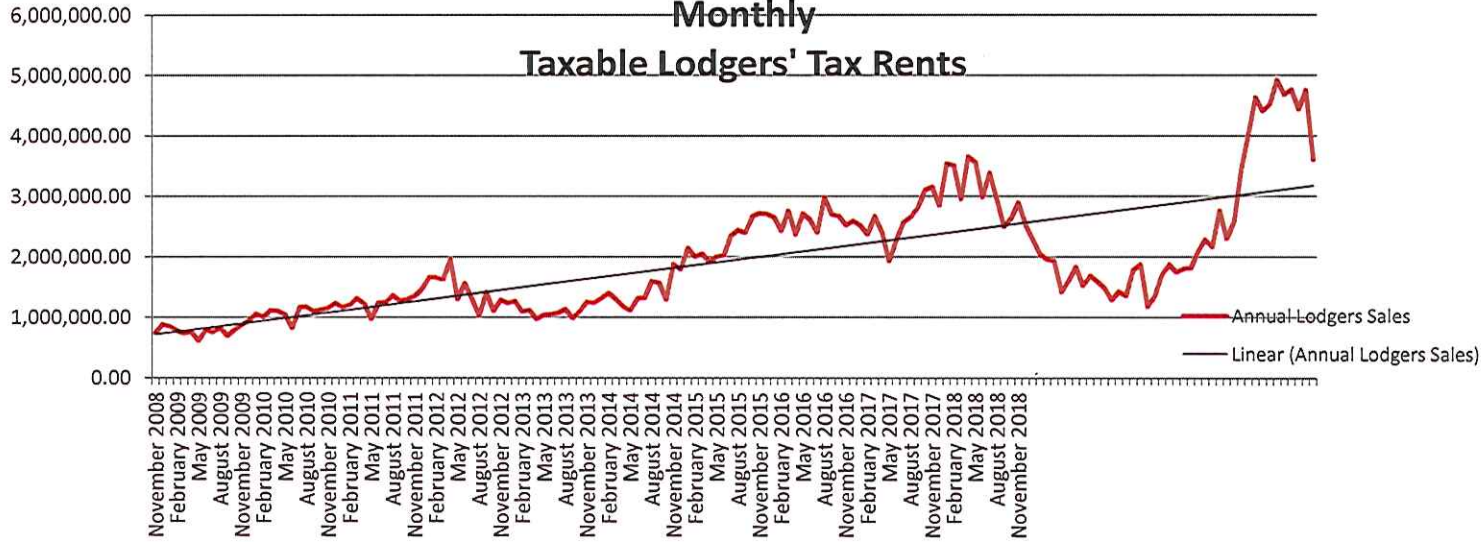
Monthly Lodgers' Tax Collection



Annual Taxable Lodgers' Tax Rents



Monthly Taxable Lodgers' Tax Rents





CITY OF HOBBS

COMMISSION STAFF SUMMARY FORM

MEETING DATE: January 22, 2019

SUBJECT: Resolution Adopting Budgetary Adjustment #3 for the Fiscal Year 2018-2019
DEPT. OF ORIGIN: Finance Department
DATE SUBMITTED: January 15, 2019
SUBMITTED BY: Deborah Corral, Assistant Finance Director

Summary:

The fiscal budget of the City of Hobbs is adopted by resolution, and reviewed and approved by the Department of Finance & Administration. The budget is prepared prior to the beginning of the fiscal year, and as such, from time to time it becomes necessary to adjust the budget for items not contemplated at the time of its preparation or for issues that arise during the fiscal year.

Enclosed is a budgetary adjustment #3 for the current year. A summary of the funds adjusted is attached to this resolution. After this adjustment is approved by the Commission, it must be forwarded to the Department of Finance & Administration for their approval.

Fiscal Impact:

Reviewed By: _____

Finance Department

Included in this budget adjustment are increases to expenditure and revenue accounts as well as cash transfers between funds. Total Expenditure increase by \$1,793,113.00 and total revenues increase by \$7,237,800.00. Ending cash balance for all funds increases from \$53,444,154.27 to \$58,888,841.27 a net increase of \$5,444,687.00

Transfers to various funds in this budget adjustment include: CORE from General Fund = \$900,000; Senior Center from General Fund = \$118,962; Community Development from General Fund - \$180,000; and Lodgers' Tax to General Fund = \$230,500.

The general fund reserve balance increases from 34% to 38%.

Attachments:

- Budget Cash Balance Sheet
- Budgeted Adjustments Detail
- Resolution approving Budget Adjustment for the fiscal year 2018-2019

Legal Review:

Approved As To Form: _____

City Attorney

Recommendation:

Motion to approve the resolution.

Approved For Submittal By: _____

Department Director

City Manager

CITY CLERKS USE ONLY
COMMISSION ACTION TAKEN

Resolution No. _____
Ordinance No. _____
Approved _____
Other _____

Continued To: _____
Referred To: _____
Denied _____
File No. _____

CITY OF HOBBS

RESOLUTION NO. 6756

BUDGETARY ADJUSTMENT #3

FISCAL YEAR 2018-2019

WHEREAS, the fiscal budget for the City of Hobbs is prepared, reviewed and approved prior to the beginning of the fiscal year; and

WHEREAS, from time to time it becomes necessary to adjust the budget due to items not contemplated at the time it is prepared; and

WHEREAS, included in this budgetary adjustment are increases to expenditures in the amount of \$1,793,113, and increases to revenues in the amount of \$7,237,800; and

WHEREAS, the ending cash balance for all funds is \$58,888,841.27; and

WHEREAS, the General Fund reserve balance increases to 38%;

NOW, THEREFORE, BE IT RESOLVED BY THE GOVERNING BODY OF THE CITY OF HOBBS, NEW MEXICO, that the herein referenced budget adjustments be approved.

BE IT FURTHER RESOLVED BY THE GOVERNING BODY of the City of Hobbs, New Mexico, that the budgetary adjustments be subject to the approval of the Department of Finance and Administration of the State of New Mexico and that a copy of this Resolution be forwarded to their office in Santa Fe, New Mexico, for approval.

PASSED, ADOPTED AND APPROVED this 22nd day of January, 2019

SAM D. COBB, Mayor

ATTEST:

JAN FLETCHER, City Clerk

City of Hobbs Budget Adjustment Request #3

FY19 Fund Summary

	Beginning Cash 06/30/2018	Total Revenue	Interfund Transfer	Total Expenditures	Ending Cash
1 GENERAL	54,640,045.37	68,410,623.15	(9,284,386.66)	82,570,253.57	31,196,028.29
2 LAND ACQUISITIO	326,192.47	100,000.00	-	325,000.00	101,192.47
General Fund Subtotal	54,966,237.84	68,510,623.15	(9,284,386.66)	82,895,253.57	31,297,220.76
11 LOCAL GOV CORR	559,796.11	280,000.00	-	755,540.01	84,256.10
12 POLICE PROTECTI	87,000.00	79,200.00	-	166,200.00	-
13 P D N (parif, drug,	1,918.75	-	-	-	1,918.75
14 SAFER Grant	1,000.00	409,148.31	110,595.63	519,743.65	1,000.29
15 COPS GRANT	1,000.00	697,584.94	510,095.01	977,947.95	230,732.00
16 RECREATION (COF	75,000.00	8,666,664.78	3,478,905.49	11,605,170.27	615,400.00
17 OLDER AMERICAN	1,000.00	145,647.00	945,203.89	1,090,850.89	1,000.00
18 GOLF	1,000.00	1,000,700.00	3,176,014.40	4,176,714.40	1,000.00
19 CEMETERY	1,000.00	159,200.00	534,135.51	693,335.51	1,000.00
20 AIRPORT	288,518.33	41,000.00	-	110,716.20	218,802.13
23 LODGERS' TAX	1,382,920.55	2,520,000.12	(1,105,455.00)	850,000.00	1,947,465.67
27 PUBLIC TRANSPOR	-	1,070,201.60	319,742.73	1,229,364.33	160,580.00
28 FIRE PROTECTION	444,158.18	503,317.00	-	924,765.00	22,710.18
29 EMER MEDICAL SI	11.27	20,000.00	-	20,000.00	11.27
Special Revenue Subt	2,844,323.19	15,592,663.75	7,969,237.66	23,120,348.21	3,285,876.39
37 COMM DEVE CON	1,000.00	500,000.00	315,149.00	635,149.00	181,000.00
46 BEAUTIFICATION	1,538,849.89	-	-	402,856.00	1,135,993.89
48 STREET IMPROVEI	2,024,650.68	992,338.00	-	2,210,576.00	806,412.68
49 CITY COMM. IMPI	512,265.22	2,470,000.04	(1,861,265.22)	-	1,121,000.04
Capitol Project Subtot	4,076,765.79	3,962,338.04	(1,546,116.22)	3,248,581.00	3,244,406.61
51 UTILITY BOND	-	-	307,004.58	307,004.58	-
53 WASTEWATER BC	1,989,842.96	-	2,105,209.23	2,105,209.23	1,989,842.96
Debt Service Subtotal	1,989,842.96	-	2,412,213.81	2,412,213.81	1,989,842.96
10 SOLID WASTE	1,975,305.24	6,500,000.00	-	6,500,000.04	1,975,305.20
44 JOINT UTILITY EXT	402,868.75	335,000.00	1,206,326.74	1,943,196.00	999.49
60 JOINT UTILITY	5,554,307.33	-	1,001,123.52	5,722,295.87	833,134.98
61 JOINT UTILITY COI	1,000.00	-	5,347,415.00	5,347,415.00	1,000.00
62 WASTE WATER PL	11,548,869.72	7,563,572.00	2,417,386.88	20,821,834.00	707,994.60
63 JOINT UTILTIY - W	1,000.00	-	2,947,799.35	2,947,799.35	1,000.00
65 JOINT UTILTIY INC	1,000.00	6,850,000.08	(6,791,000.08)	-	60,000.00
66 JOINT UTILITY INC	1,000.00	5,950,000.00	(5,680,000.00)	-	271,000.00
68 METER DEPOSIT R	973,283.94	425,000.04	-	425,000.00	973,283.98
69 INTERNAL SUPPLY	76,262.04	300,000.00	-	300,000.00	76,262.04
Utility Subtotals	20,534,897.02	27,923,572.12	449,051.41	44,007,540.26	4,899,980.29
64 MEDICAL INSURA	3,737,836.73	6,323,720.88	-	6,323,720.88	3,737,836.73
67 WORKERS COMP	1,069,590.48	685,064.36	-	685,064.40	1,069,590.44
Internal Service Subto	4,807,427.21	7,008,785.24	-	7,008,785.28	4,807,427.17
70 MOTOR VEHICLE	22,290.49	4,250,000.00	-	4,250,000.00	22,290.49
71 MUNI JUDGE BON	103,565.84	-	-	-	103,565.84
72 RETIREE HEALTH I	9,000,000.00	1,237,414.32	-	1,237,414.32	9,000,000.00
73 CRIME LAB FUND	72,649.55	121,000.00	-	121,000.00	72,649.55
75 FORECLOSURE TR	71.88	-	-	-	71.88
76 RECREATION TRU:	-	-	-	-	-
77 LIBRARY TRUST	5,756.00	1,000.00	-	2,000.00	4,756.00
78 SENIOR CITIZEN T	9,088.18	2,000.00	-	10,000.00	1,088.18
79 PRAIRIE HAVEN IV	5,680.71	150.00	-	-	5,830.71
80 COMMUNITY PAR	1,519.50	100.00	-	-	1,619.50
82 EVIDENCE TRUST	131,237.46	1,000.00	-	-	132,237.46
83 HOBBS BEAUTIFU	24,069.53	1,000.00	-	10,000.00	15,069.53
86 CITY AGENCY TRU	4,907.95	1,500.00	-	1,500.00	4,907.95
Trust & Agency Subto	9,380,837.09	5,615,164.32	-	5,631,914.32	9,364,087.09
Grant Total All Funds	98,600,331.10	128,613,146.62	-	168,324,636.45	58,888,841.27
		7,237,800.00		1,793,113.00	

38%

Expense:

New Money:

Fund	Org	Object	Project	Dept	Description	Current Budget	Budget Request	New Budget	Comments
1	010100	42302		Commission	Travel Meals & Schools	16,100.00	5,000.00	21,100.00	additional commission training & events (Legislative Session, Moli, Muni Day, etc.)
1	010100	42304		Commission	Printing & Duplicating	-	500.00	500.00	previously unbudgeted printing expense for forms and other misc printing
1	010100	42541		Commission	Special Projects	192,000.00	8,000.00	200,000.00	to bring account into positive balance after all encumbrances
1	010100	44901	00281	Commission	Veterans Memorial Desig	-	50,000.00	50,000.00	funding for new veterans memorial project
1	010110	42304		City Manager	Printing & Duplicating	-	500.00	500.00	Printing business cards, etc for new City Manager
1	010110	42701		City Manager	Comp Equ under \$5000	-	500.00	500.00	budget to replace printer/scanner in CM office
1	010110	42315		City Manager	Food & Linen	1,000.00	1,000.00	2,000.00	Budget for possible entertainment needs surrounding City Manager search.
1	010110	42601		City Manager	Professional Services	104,287.00	35,000.00	139,287.00	funding for head hunter
1	010130	42302		Clerk's Office	Travel, Meals & Schools	6,500.00	4,500.00	11,000.00	Increase to travel line to attend IIMC Conference
1	010130	42643		Clerk's Office	Credit Card Fee Expense	21,600.00	20,000.00	41,600.00	Increased Credit Card use in Clerk's and Code Enforcement
1	010140	41101		Finance	Salary	533,970.80	20,310.00	554,280.80	Increase to Finance Salary and benefits for addition of a second Financial Analyst for the finance department
1	010140	41111		Finance	FICA	40,978.50	1,554.00	42,532.50	
1	010140	41112		Finance	PERA	72,869.66	2,752.00	75,621.66	
1	010140	42324		Finance	Miscellaneous & Emergen	500.00	3,595.00	4,095.00	per reso 6718 - expense budget for cash on hand corrections
1	010140	42999		Finance	Bad Debt Expense	-	1,244.00	1,244.00	Per reso 6748 - expense budget for nsf writeoff
1	010145	42414		IT	Copy Machine Maint & R	52,300.00	7,500.00	59,800.00	additional budget to cover shortage created by higher maintenance cost of additional color copiers
1	010150	42202		Legal	Commuincations	200.00	250.00	450.00	additional budget for wifi hotspot for legal dept.
1	010150	42301		Legal	Supplies - Office	2,500.00	750.00	3,250.00	additional budget due to increase in number of attorneys on staff.
1	010150	42304		Legal	Printing & Duplicating	250.00	200.00	450.00	additional budget to cover printing for new staff and staff changes.
1	010150	42601		Legal	Professional Services	50,000.00	60,000.00	110,000.00	attorney for tax and rev/nmml legal services
1	010160	42607		Muni Court	Legal Expense	40,000.00	5,000.00	45,000.00	additional budget to cover Judge Arther's contract
1	010170	41101		HR	Salary	314,561.52	5,126.00	319,687.52	Increase to HR Salary and benefits for addition of a part time HR Assistant for the HR department
1	010170	41111		HR	FICA	25,211.48	392.00	25,603.48	
1	010170	41112		HR	PERA	42,623.08	694.00	43,317.08	
1	010170	42210		HR	Service/Maint. Contract	-	3,166.00	3,166.00	Annual mtc agreement for pds scanners

BAR #3 Detail

Fund	Org	Object	Project	Dept	Description	Current Budget	Budget Request	New Budget	Comments
1	010170	42701		HR	Computer/Comp Equipm	-	5,545.00	5,545.00	PDS Scanners for HR Dept
1	010170	42601		HR	Professional Services	247,094.28	39,560.00	286,654.28	PDS OnSite Scanning of existing HR files
1	010181	42222		Risk Mngt	Insurance - general liabili	1,451,383.07	125,000.00	1,576,383.07	account over budget
1	010181	42608		Risk Mngt	Claims by others	372,000.00	75,000.00	447,000.00	Additional budget for pending lawsuit settlements
1	010203	41101		PD CID	Salary	1,349,406.24	12,320.00	1,361,726.24	Increase to PD-CID Salary and benefits for addition of a Police Investigative Aide for HPD
1	010203	41111		PD CID	FICA	119,419.46	943.00	120,362.46	
1	010203	41112		PD CID	PERA	327,036.11	1,670.00	328,706.11	
1	010204	42361		PD Support	Academy/Recruiting	56,503.00	20,000.00	76,503.00	Additional budget for increase in recruiting and the number of academy cadets attending in Feb.
1	010220	42706		Fire	Equipment Under \$5000	-	11,200.00	11,200.00	to replace narcotic vaults in each Ambulance - current vaults are 10 years old and have mechanical issues - required by Board of Pharmacy
1	010220	42305		Fire	Supplies - Medical	114,000.00	23,000.00	137,000.00	Current budget at 86% - due to increase in cost of supplies for medications needed to provide EMS service. Also 9.8% increase in call volume
1	010220	42320		Fire	Lodgers' Tax FF Combat Challenge		44,393.00	44,393.00	to budget for Lodgers' Tax event funding
1	010220	42411		Fire	Maint. Of Uniforms & Eq	47,300.00	55,000.00	102,300.00	Additional budget to purchase secondary set of bunker gear for shift personnel. Recent bunker inspection revealed issues with many sets - also, a cancer prevention program will be put in place.
1	010220	42638 00252		Fire	Restricted Expense - Oxy	2,000.00	13,000.00	15,000.00	Increase to match Oxy donation received in October
1	010320	42601		Parks	Professional Services	10,000.00	3,500.00	13,500.00	Increase to fund continued service with Waste Management for the roll-off container at Del Norte Park
1	010320	44901 00213		Parks	City Park Project	1,527,535.00	95,000.00	1,622,535.00	Increase requested to cover possible claims made by CDR based on a dispute regarding the project
1	010330	42202		Recreation	Commuinications	2,000.00	2,500.00	4,500.00	Billing for LG tablets (\$385 per month) not considered in preliminary budget process
1	010330	42320		Recreation	Lodgers' Tax NMPRCA Ev	-	2,500.00	2,500.00	to budget for Lodgers' Tax event funding
1	010332	42232		Teen Center	Service/Maint. Contract	11,004.00	1,000.00	12,004.00	Increase to cover budget deficit created by carpet cleaning at teen center
1	010335	42317		Pools	Pool Chemicals & Supplie	27,000.00	8,000.00	35,000.00	Increased funding due to unplanned unbudgeted purchase of pool grates that were required to comply with the Virginia Graeme Baker Act
1	010342	42302		Public Informa	Travel Meals & Schools	5,000.00	700.00	5,700.00	Increase to attend TRENDS conference in Santa Fe (January) and Governor's Conference in Santa Fe (April)
1	010342	42321		Public Informa	Special Events and Prizes	4,000.00	2,500.00	6,500.00	To cover unbudgeted purchase of a table for NMHA Top Hat Gala and other unforeseen events and prizes

BAR #3 Detail

Fund	Org	Object	Project	Dept	Description	Current Budget	Budget Request	New Budget	Comments
1	010342	42357		Public Informa	Advertising	13,500.00	3,000.00	16,500.00	Budget at 6 months is at 75%, funding for remaining year as well as to cover unbudgeted tree lighting expense
1	010343	41101		Animal Adopti	Salary	220,736.88	27,235.00	247,971.88	Increase to Animal Adoption Salary and benefits for the addition of (2) Full Time Animal Adoption Center Attendants and the reclass of (2) part time Animal Adoption Center Attendants from Part Time to Full Time
1	010343	41111		Animal Adopti	FICA	19,229.43	2,084.00	21,313.43	
1	010343	41112		Animal Adopti	PERA	30,484.30	3,691.00	34,175.30	
1	010410	41101		Engineering	Salary	546,982.80	(10,579.00)	536,403.80	Decrease to Engineering salary and benefits due to changes to (2) senior staff engineer positions - reclassing (1) down to PAT4 as a Project Manager and (1) up to PAT2 as a Capital Improvement Engineer
1	010410	41111		Engineering	FICA	42,190.31	(788.00)	41,402.31	
1	010410	41112		Engineering	PERA	75,213.17	(1,396.00)	73,817.17	
1	010410	42203		Engineering	Dues & Subscriptions	1,165.00	200.00	1,365.00	expended 104% of budget at 6 months - additional funding needed for remainder of year
1	010410	42304		Engineering	Printing & Duplicating	2,000.00	1,000.00	3,000.00	expended 97% of budget at 6 months - additional funding needed for remainder of year
1	010410	42357		Engineering	Advertising	500.00	500.00	1,000.00	expended 112% of budget at 6 months - additional funding needed for remainder of year
1	010410	42601		Engineering	Professional Services	25,000.00	50,000.00	75,000.00	Additional budget for Professional Engineering, Surveying and GIS Services
1	010412	42404		Traffic	Signs and Signals	90,000.00	36,540.00	126,540.00	missed carryover for FY18 PO's for Traffic Signal Equipment
1	010412	42706		Traffic	Equipment under \$5000	-	7,050.00	7,050.00	missed carryover for FY18 PO for Traffic Signal Equipment
1	010412	44901 00280		Traffic	Traffic Study	-	350,000.00	350,000.00	EDC presented commission with the need for updated traffic counts - budget request based on high end of cost estimate
1	010421	42501		Building Mtc	Buildings & Grounds	15,000.00	5,000.00	20,000.00	Increase in budget to cover lighting work for remainder of fiscal year (including LED work that is no longer under warranty)
1	010421	43006		Building Mtc	Equipment over 5000	100,000.00	10,000.00	110,000.00	Replacement of HVAC for HPD and Animal Adoption
1 Total							1,263,401.00		
12	124012	42353		LEPF	Training	110,000.00	(600.00)	109,400.00	reduce budget due to incorrect revenue projection
12 Total							(600.00)		
16	164016	42202		CORE	Commuincations	15,000.00	45,000.00	60,000.00	previously unbudgeted phone/internet expense
16	164016	42210		CORE	Service/Maint. Contract	55,000.00	64,000.00	119,000.00	\$40K for SMA services for CORE technical systems (ongoing operation services); \$24k for additional service/mtc contracts such as Unifirst and ScentAir

BAR #3 Detail

Fund	Org	Object	Project	Dept	Description	Current Budget	Budget Request	New Budget	Comments
16	164016	42303		CORE	Supplies - Janitor	20,000.00	25,000.00	45,000.00	Preliminary budget has been spend at 6 months, additional budget to cover projected expense of janitorial supplies for remainder of year
16	164016	42313		CORE	Safety Equipment	5,000.00	2,000.00	7,000.00	additional budget for new and/or replacement lifeguard equipment as needed
16	164016	42315		CORE	Food and Linen	2,000.00	2,800.00	4,800.00	For previously unbudgeted water and coffee services as well as linens as needed
16	164016	42317		CORE	Pool Chemicals & Supplie	80,000.00	60,000.00	140,000.00	additional budget requested to ensure enough chemicals and supplies are on hand
16	164016	42320		CORE	Special Programs Present	5,500.00	2,800.00	8,300.00	preliminary budget fully expended at 6 months, additional budget requested to cover general supplies for upcoming events
16	164016	42357		CORE	Advertising	25,000.00	10,000.00	35,000.00	additional budget requested to contineu existing efforts for local and regional marketing
16	164016	42390		CORE	Supplies - Recreation EqL	25,000.00	7,500.00	32,500.00	additional budget needed to cover general supplies for facility programing as well as gym wipes - budget currently 80% expended
16	164016	42601		CORE	Professional Services	261,380.00	32,000.00	293,380.00	additional budget requested to procure assistance (SMA) for classification of assets and setting up a preventive maintenance program for CORE technical systems
16	164016	42643		CORE	Credit Card Fee Expendit	15,000.00	30,000.00	45,000.00	increase credit card fee expenditure based on use
16	164016	42820		CORE	Core Store Merchandise	-	10,000.00	10,000.00	Previously unbudgeted - to fund merchandise purchased for resale in the Core Store
16	164016	42305		CORE	Supplies - Medical	-	2,500.00	2,500.00	budget to refill first aid kits and purchase bloodbourne pathogen and biohazard supplies as needed
16	164016	43001		CORE	Computer/Comp Equipm	-	66,000.00	66,000.00	Additional budget to fund possible RFP for new CORE software cost should current software vendor not correct ongoing issues
16	Total						359,600.00		
17	174017	42204		Older America	Uniforms	840.00	210.00	1,050.00	additional budget for new employee uniforms
17	174017	42204 00800		Older America	Uniforms	280.00	70.00	350.00	additional budget for new employee uniforms
17	174017	42204 00801		Older America	Uniforms	280.00	70.00	350.00	additional budget for new employee uniforms
17	174017	42301		Older America	Supplies - Office	1,905.00	476.00	2,381.00	for purchase of (3) 4-drawer vertical cabinets due to increase in membership and privacy policies
17	174017	42301 00800		Older America	Supplies - Office	635.00	160.00	795.00	for purchase of (3) 4-drawer vertical cabinets due to increase in membership and privacy policies
17	174017	42301 00801		Older America	Supplies - Office	635.00	160.00	795.00	for purchase of (3) 4-drawer vertical cabinets due to increase in membership and privacy policies

BAR #3 Detail

Fund	Org	Object	Project	Dept	Description	Current Budget	Budget Request	New Budget	Comments
17	174017	42382	00800	Older America	NSIP Expenditures	14,445.00	(5,677.00)	8,768.00	Grant Funding cuts reduced budget for nsip congregate meal expenses
17	174017	42382	00801	Older America	NSIP Expenditures	13,333.00	(2,476.00)	10,857.00	Grant Funding cuts reduced budget for nsip home delivery meal expenses
17	174017	42386	00800	Older America	Food Service Supplies	4,000.00	2,000.00	6,000.00	additional budget needed for congregate food service supplies
17	174017	42386	00801	Older America	Food Service Supplies	1,000.00	(500.00)	500.00	reduction of budget not needed for home delivery food service supplies (to offset congregate increase)
17	174017	42387		Older America	Raw Food Supplies	4,000.00	1,000.00	5,000.00	increase in attendance has increased coffee and tea consumption
17	174017	42501		Older America	Buildings & Grounds	3,600.00	1,800.00	5,400.00	alarm system expense for "ground fault" not budgeted
17	174017	42610		Older America	House Bill II Projects	52,971.00	29,135.00	82,106.00	Funding not received as expected from Fed and State - paid two prior year bills
17	174017	42610	00800	Older America	House Bill II Projects	77,101.00	42,406.00	119,507.00	Funding not received as expected from Fed and State - paid two prior year bills
17	174017	42610	00801	Older America	House Bill II Projects	50,128.00	50,128.00	100,256.00	Funding not received as expected from Fed and State - paid two prior year bills
17 Total							118,962.00		
27	274027	42353			Hobbs Express Training	-	1,750.00	1,750.00	online training for Hobbs Express employees
27 Total							1,750.00		
60	604640	42208		Meters	Fuel	-	15,000.00	15,000.00	Fuel expense budget for Meters and Service missed in original budget process
60	604640	43003		Meters	Vehicle Replacement	-	35,000.00	35,000.00	Budget to replace damaged vehicle- damaged vehicle set to go to auction
60 Total							50,000.00		
Grand Total							1,793,113.00		

Reclasses (Misc):

1	010422	42353			Code Enforcen Training/Safety Equipme	500.00	1,250.58	1,750.58	transfer to cover fy18 po for body armor
1	010340	42601			Enviornmental Professional Services	300,000.00	(1,250.58)	298,749.42	
1	010201	42601		PD Admin	Professional Services	-	60,000.00	60,000.00	transfer to cover public engagement
1	010207	42210		PD Eagle	Service Maint. Contract	287,543.00	(60,000.00)	227,543.00	
1	010330	42324		Recreation	Miscellaneous & Emerge	200.00	300.00	500.00	reclass to cover cost of food for dedication of Ronnie Martin Field
1	010330	42501		Recreation	Buildings and Grounds	15,000.00	(300.00)	14,700.00	

BAR #3 Detail

Fund	Org	Object	Project	Dept	Description	Current Budget	Budget Request	New Budget	Comments
1	010332	42301		Teen Center	Supplies - Office	1,862.00	1,200.00	3,062.00	reclass from travel budget to cover budget deficite and future purchases for teen center
1	010332	42302		Teen Center	Travel, Meals & Schools	7,913.25	(1,200.00)	6,713.25	
1	010335	42706		Pools	Equipment Under 5000	3,100.00	1,900.00	5,000.00	Increase for new shade unbrellas for picnic tables at the seasonal pools
1	010335	42424		Pools	Maintenance Tables & Ct	1,000.00	(1,000.00)	-	
1	010335	42504		Pools	Swimming Pools - Munici	46,000.00	(900.00)	45,100.00	
1	010340	42304		Environmental	Printing & Duplicating	2,000.00	1,000.00	3,000.00	Transfer funds to cover budget shortfall in printing & duplicating
1	010340	42310		Environmental	Supplies - Data Processin	1,000.00	(1,000.00)	-	
1	010421	42706		Building Mtc	Equipment under 5000	7,000.00	10,000.00	17,000.00	Projector Improvement in Commission Chamber originally budgeted in incorrect line - reclassing to correct gl account for expense
1	010421	43006		Building Mtc	Equipment over 5000	10,000.00	(10,000.00)	-	
1	010422	42204		Code Enforcen	Uniforms	1,500.00	500.00	2,000.00	Budget of \$1500, actual expense/encumbrance \$1761.38 - expense for body armor carriers, uniforms and uniform jackets
1	010422	42353		Code Enforcen	Training/Safety Equipme	500.00	1,500.00	2,000.00	Budget of \$500, actual expenses \$1750 - expenses for vest body armor
1	010422	42302		Code Enforcen	Travel, Meals & Schools	6,000.00	(2,000.00)	4,000.00	transfer to line items with budget shortfall
17	174017	42706		Senior Center	Equipment Under 5000	15,170.00	5,400.00	20,570.00	Budgeted Refrigerator Project came in under \$5000, originally budgeted in over \$5000 - reclassing to correct gl account for expense
17	174017	43006		Senior Center	Equipment Over 5000	5,400.00	(5,400.00)	-	
28	284028	43003		Fire Protector	Equipment Over 5000	174,017.00	73,000.00	247,017.00	SCBA Equipment originally budgeted in equipment under 5000 - quote shows each piece to be over 5000, reclassing to correct gl account for expense
28	284028	42706		Fire Protector	Equipment Under 5000	87,700.00	(73,000.00)	14,700.00	
61	614061	44901 00249		Jt Util Co	Water SCADA Project	3,000,000.00	296,228.00	3,296,228.00	Transfer remaining funds in closed projects to SCADA to complete funds needed for contract
61	614061	44901 00095		Jt Util Co	New Water Well	275,544.00	(275,544.00)	-	
61	614061	44901 00138		Jt Util Co	Del Norte Reservoir Proj	20,684.00	(20,684.00)	-	
62	624062	44901 00096		WW Plant	Refurbish Lift Station	285,938.00	80,000.00	365,938.00	Transfer funds for Jefferson Sanitary Lift Station/Foreceman Replacement Project per December 3 Staff Summary
62	624062	44901 00248		WW Plant	Manhole Rehab Proj	120,720.00	(80,000.00)	40,720.00	

BAR #3 Detail

Fund	Org	Object	Project	Dept	Description	Current Budget	Budget Request	New Budget	Comments
Reclasses (Overtime):									
1	010190	41102		MVD	Overtime	200.00	200.00	400.00	
1	010190	41126		MVD	Admin Leave	-	105.00	105.00	reclass to cover unbudgeted salary expense
1	010190	41101		MVD	Salaries	345,115.68	(305.00)	344,810.68	
1	010326	41102		McAdams	Overtime	8,550.00	3,500.00	12,050.00	Increase in overtime needed to pay salaries of current employees - workload increase due to restructuring and transfer of 2 full time employees to different division
1	010326	41101		McAdams	Salaries	126,937.72	(3,500.00)	123,437.72	
1	010422	41102		Code Enforcen	Overtime	500.00	1,500.00	2,000.00	Budget of \$500 for overtime - actual expenses at 6 months is \$943.52 - recommended a \$1500 increase to department
1	010422	41101		Code Enforcen	Salaries	301,392.00	(1,500.00)	299,892.00	
16	164016	41102		CORE	Overtime	106,200.00	100,000.00	206,200.00	97% Overtime budget expended at 6 months
16	164016	41113		CORE	Insurance-Medical/Dent	7,884.03	345,000.00	352,884.03	previously unbudgeted expense - impact unknown in initial budget phase
16	164016	41114		CORE	LongTerm/ShortTerm Dis	332.06	1,750.00	2,082.06	previously unbudgeted expense - impact unknown in initial budget phase
16	164016	41116		CORE	Cell Phone Stipend	1,200.16	4,300.00	5,500.16	2 stipends originally budgeted - 8 are currently paid for each pay period
16	164016	41121		CORE	PTO Payout (Term)	-	6,500.00	6,500.00	reclass to cover unbudgeted salary expense
16	164016	41126		CORE	Admin Leave	-	3,300.00	3,300.00	reclass to cover unbudgeted salary expense
16	164016	41101		CORE	Salaries	2,223,260.28	(420,000.00)	1,803,260.28	reclass to cover unbudgeted salary expense (leaves anticipated flowback at \$20,000)
16	164016	41150		CORE	Seasonal Salaries	169,520.00	(40,850.00)	128,670.00	reclass to cover unbudgeted salary expense (leaves anticipated flowback at \$18,150)
Reclasses (Payroll Related):									
1	010130	41121		Clerk's	PTO Payout (Term)	-	250.00	250.00	reclass to cover unbudgeted salary expense
1	010130	41123		Clerk's	Comp Time Payout	-	50.00	50.00	
1	010130	41126		Clerk's	Admin Leave	-	200.00	200.00	
1	010130	41101		Clerk's	Salaries	285,492.48	(500.00)	284,992.48	
1	010140	41121		Finance	PTO Payout (Term)	-	1,000.00	1,000.00	

BAR #3 Detail

Fund	Org	Object	Project	Dept	Description	Current Budget	Budget Request	New Budget	Comments
1	010140	41126		Finance	Admin Leave	-	50.00	50.00	reclass to cover unbudgeted salary expense
1	010140	41101		Finance	Salaries	533,970.80	(1,050.00)	532,920.80	
1	010145	41126		IT	Admin Leave	-	40.00	40.00	reclass to cover unbudgeted salary expense
1	010145	41101		IT	Salaries	433,742.40	(40.00)	433,702.40	
1	010150	41121		Legal	PTO Payout (Term)	-	20,000.00	20,000.00	reclass to cover unbudgeted salary expense
1	010150	41101		Legal	Salaries	361,077.28	(20,000.00)	341,077.28	
1	010160	41121		Court	PTO Payout (Term)	-	3,100.00	3,100.00	reclass to cover unbudgeted salary expense
1	010160	41123		Court	Comp Time Payout	-	100.00	100.00	
1	010160	41126		Court	Admin Leave	-	40.00	40.00	
1	010160	41101		Court	Salaries	92,293.44	(3,240.00)	89,053.44	
1	010170	41121		HR	PTO Payout (Term)	-	125.00	125.00	reclass to cover unbudgeted salary expense
1	010170	41101		HR	Salaries	314,561.52	(125.00)	314,436.52	
1	010202	41108		PD Patrol	Bonus/Incentive Pay	-	10,000.00	10,000.00	reclass to cover unbudgeted salary expense
1	010202	41115		PD Patrol	Bilingual Pay	-	12,000.00	12,000.00	
1	010202	41121		PD Patrol	PTO Payout (Term)	-	21,000.00	21,000.00	
1	010202	41126		PD Patrol	Admin Leave	-	2,100.00	2,100.00	
1	010202	41101		PD Patrol	Salaries	3,953,586.00	(45,100.00)	3,908,486.00	
1	010203	41121		PD CID	PTO Payout (Term)	-	15,000.00	15,000.00	reclass to cover unbudgeted salary expense
1	010203	41126		PD CID	Admin Leave	-	60.00	60.00	
1	010203	41101		PD CID	Salaries	1,349,406.24	(15,060.00)	1,334,346.24	
1	010204	41121		PD CID	PTO Payout (Term)	-	17,500.00	17,500.00	reclass to cover unbudgeted salary expense
1	010204	41126		PD CID	Admin Leave	-	20.00	20.00	
1	010204	41101		PD CID	Salaries	1,188,445.44	(17,520.00)	1,170,925.44	
1	010206	41121		PD Patrol	PTO Payout (Term)	-	13,000.00	13,000.00	reclass to cover unbudgeted salary expense
1	010206	41126		PD Patrol	Admin Leave	-	1,700.00	1,700.00	
1	010206	41101		PD Patrol	Salaries	744,634.80	(14,700.00)	729,934.80	
1	010207	41116		PD Eagle	Cell Phone Stipend	-	600.00	600.00	reclass to cover unbudgeted salary expense
1	010207	41106		PD Eagle	Longevity Pay	660.00	60.00	720.00	
1	010207	41101		PD Eagle	Salaries	295,364.16	(660.00)	294,704.16	

BAR #3 Detail

Fund	Org	Object	Project	Dept	Description	Current Budget	Budget Request	New Budget	Comments
1	010220	41108		Fire	Bonus/Incentive Pay	-	8,000.00	8,000.00	
1	010220	41121		Fire	PTO Payout (Term)	-	22,000.00	22,000.00	reclass to cover unbudgeted salary expense
1	010220	41126		Fire	Admin Leave	-	1,400.00	1,400.00	
1	010220	41101		Fire	Salaries	4,246,364.51	(31,400.00)	4,214,964.51	
1	010310	41150		Library	Seasonal Salaries	4,320.00	3,500.00	7,820.00	
1	010310	41126		Library	Admin Leave	-	200.00	200.00	reclass to cover unbudgeted salary expense
1	010310	41101		Library	Salaries	279,505.65	(3,700.00)	275,805.65	
1	010320	41121		Parks	PTO Payout (Term)	-	14,000.00	14,000.00	
1	010320	41126		Parks	Admin Leave	-	300.00	300.00	reclass to cover unbudgeted salary expense
1	010320	41101		Parks	Salaries	1,118,460.07	(14,300.00)	1,104,160.07	
1	010321	41115		Sports Field	Bilingual Pay	-	1,500.00	1,500.00	reclass to cover unbudgeted salary expense
1	010321	41101		Sports Field	Salaries	192,716.16	(1,500.00)	191,216.16	
1	010330	41106		Recreation	Longevity Pay	3,425.00	1,600.00	5,025.00	reclass to cover unbudgeted salary expense
1	010330	41101		Recreation	Salaries	328,277.04	(1,600.00)	326,677.04	
1	010332	41121		Teen Center	PTO Payout (Term)	-	250.00	250.00	reclass to cover unbudgeted salary expense
1	010332	41126		Teen Center	Admin Leave	-	60.00	60.00	
1	010332	41128		Teen Center	FSA Expense	-	65.00	65.00	
1	010332	41101		Teen Center	Salaries	169,583.96	(375.00)	169,208.96	
1	010340	41106		Environmental	Longevity Pay	3,626.45	3,700.00	7,326.45	reclass to cover unbudgeted salary expense
1	010340	41101		Environmental	Salaries	378,552.72	(3,700.00)	374,852.72	
1	010423	41107		Street/Hwy	Auto Allowance	-	4,200.00	4,200.00	reclass to cover unbudgeted salary expense
1	010423	41101		Street/Hwy	Salaries	964,289.76	(4,200.00)	960,089.76	
14	144014	41121		SAFER	PTO Payout (Term)	-	4,200.00	4,200.00	reclass to cover unbudgeted salary expense
14	144014	41101		SAFER	Salaries	290,740.09	(4,200.00)	286,540.09	
15	154115	41115		COPS Grant	Bilingual Pay	-	1,500.00	1,500.00	reclass to cover unbudgeted salary expense
15	154115	41101		COPS Grant	Salaries	272,781.60	(1,500.00)	271,281.60	
16	164016	41121		CORE	PTO Payout (Term)	-	5,600.00	5,600.00	reclass to cover unbudgeted salary expense
16	164016	41126		CORE	Admin Leave	-	500.00	500.00	
16	164016	41101		CORE	Salaries	2,223,260.28	(6,100.00)	2,217,160.28	

BAR #3 Detail

Fund	Org	Object	Project	Dept	Description	Current Budget	Budget Request	New Budget	Comments
17	174017	41121		Senior Cntr	PTO Payout (Term)	-	4,750.00	4,750.00	
17	174017	41123		Senior Cntr	Comp Time Payout	-	250.00	250.00	reclass to cover unbudgeted salary expense
17	174017	41101		Senior Cntr	Salaries	195,538.32	(5,000.00)	190,538.32	
18	184315	41121		Golf Mtc	PTO Payout (Term)	-	3,500.00	3,500.00	
18	184315	41123		Golf Mtc	Comp Time Payout	-	200.00	200.00	reclass to cover unbudgeted salary expense
18	184315	41101		Golf Mtc	Salaries	825,804.98	(3,700.00)	822,104.98	
18	184316	41121		Golf Clubhous	PTO Payout (Term)	-	50.00	50.00	
18	184316	41101		Golf Clubhous	Salaries	225,203.16	(50.00)	225,153.16	reclass to cover unbudgeted salary expense
27	274027	41121		Hobbs Express	PTO Payout (Term)	-	350.00	350.00	
27	274027	41101		Hobbs Express	Salaries	360,687.60	(350.00)	360,337.60	reclass to cover unbudgeted salary expense
60	604610	41126		Water Distrib	Admin Leave	-	75.00	75.00	
60	604610	41101		Water Distrib	Salaries	866,815.04	(75.00)	866,740.04	reclass to cover unbudgeted salary expense
60	604640	41115		Meters	Bilingual Pay	-	1,500.00	1,500.00	
60	604640	41101		Meters	Salaries	173,933.76	(1,500.00)	172,433.76	reclass to cover unbudgeted salary expense

Revenue:

New Money:

Fund	Org	Object	Project	Dept	Description	Current Budget	Budget Request	New Budget	Comments
1	019999	30109		GF Rev	Gross Receipts 1.25%	(25,000,000.00)	(3,000,000.00)	(28,000,000.00)	Increase to GRT based on 6 month trend analysis
1	019999	30309		GF Rev	Gross Receipts 1.225%	(25,000,000.00)	(3,000,000.00)	(28,000,000.00)	Increase to GRT based on 6 month trend analysis
1	019999	30631	00252	GF Rev	Restricted Donations - O)	-	(15,000.00)	(15,000.00)	Oxy donation to HFD not previously included in budget
1	019999	30637		GF Rev	HPD Contingency Activity	-	(2,000.00)	(2,000.00)	Contingency Account Activity
1	019999	30650		GF Rev	Right of Way Fees	-	(2,000.00)	(2,000.00)	Revenue collected for Right of Way Applications
1	Total						(6,019,000.00)		
12	129999	30724		LEPF Rev	LEP Grant	(80,400.00)	1,200.00	(79,200.00)	Correct revenue projection to actual
12	Total						1,200.00		

BAR #3 Detail

Fund	Org	Object	Project	Dept	Description	Current Budget	Budget Request	New Budget	Comments
23	239999	30110		LT Rev	Lodgers' Tax	(1,300,000.08)	(1,200,000.00)	(2,500,000.08)	Need to increase lodgers' tax revenue projection to match current receipts
23 Total							(1,200,000.00)		
66	669999	30611		JT Util Rev	Miscellaneous Income	-	(20,000.00)	(20,000.00)	Revenue projection for WW Misc. Income
66 Total							(20,000.00)		
Grand Total							(7,237,800.00)		

Reclasses (Revenue):

1	019999	30492		GF Rev	Del Norte Pool Revenue		(3,500.00)	(3,500.00)	reclass of projected pool revenue
1	019999	30493		GF Rev	Heizer Pool Revenue	-	(3,500.00)	(3,500.00)	reclass of projected pool revenue
1	019999	30494		GF Rev	Humble Pool Revenue		(3,500.00)	(3,500.00)	reclass of projected pool revenue
1	019999	30495		GF Rev	Field Use Fee Revenue		(13,000.00)	(13,000.00)	reclass of projected field revenue
1	019999	30417		GF Rev	Recreation Fees		23,500.00	23,500.00	transfer of revenue budget to individual line items

Transfers:

Fund	Org	Object	Project	Dept	Description	Current Budget	Budget Request	New Budget	Comments
1	019999	30828		General Fund	transfer from 23	(231,500.00)	(230,500.00)	(462,000.00)	increase transfer budget to gf to cover increase in 15%
23	239999	30815		Lodgers' Tax	transfer to 1	231,500.00	230,500.00	462,000.00	security transfer due to increased lodgers' tax revenue
1	019999	30890		General Fund	transfer to 16	1,990,105.49	900,000.00	2,890,105.49	Temporary Transfer from General Fund to cover receivables
16	169999	30851		CORE	transfer from 1	(1,990,105.49)	(900,000.00)	(2,890,105.49)	from 3rd parties
1	019999	30803		General Fund	transfer to 17	826,241.89	118,962.00	945,203.89	Transfer from General Fund to cover budget shortfall in fund
17	179999	30830		Senior Center	transfer from 1	(826,241.89)	(118,962.00)	(945,203.89)	
1	019999	30860		General Fund	transfer to 37	135,149.00	180,000.00	315,149.00	Temporary Transfer from General Fund to cover receivables
37	379999	30852		Comm. Develo	transfer from 1	(135,149.00)	(180,000.00)	(315,149.00)	from 3rd parties
62	629999	30822		Utility	transfer to 63	-	151,000.00	151,000.00	Transfer between Wastewater Fund Accounts
63	639999	30877		Utility	transfer from 62	-	(151,000.00)	(151,000.00)	



CITY OF HOBBS
COMMISSION STAFF SUMMARY FORM

MEETING DATE: January 22, 2019

SUBJECT: RFP 505-19: Compensation Study
DEPT. OF ORIGIN: Human Resources
DATE SUBMITTED: January 7, 2019
SUBMITTED BY: Nicholas Goulet, HR Director

Summary:

In November of 2018, the Human Resource Department submitted an RFP (505-19) for a comprehensive compensation study for all current positions. We received two bids in response to the proposed RFP, but only one bidder was deemed responsive with all required information provided. The Compensation Committee that reviewed the RFP proposal consisted of three members. Those members included Manny Gomez, Acting City Manager, Toby Spears, Finance Director, and Nicholas Goulet, HR Director. In scoring the proposal, Evergreen Solutions LLC. scored 87 out of 100 total possible points. In addition, I checked references with the City of Carlsbad who had previously used their services in 2014 and 2018.

This compensation study will focus both on Public Safety and General positions, with each running independently of each other. The compensation study will focus on the current market, to include both public and private sector, to ensure that we remain competitive with recruitment and retention plans. It has been approximately twelve years since our last major compensation change to the Oliver Pay System which classified our current employees. The goal is to create an ongoing structure that improves the City's ability to recruit, reward, motivate and retain talent in a competitive environment that includes both public and private sector employers.

The compensation study will take approximately 3 ½ months to complete with the following 8 task milestones that will be completed:

- Project Initiation
- Evaluation of the current compensation system
- Identify list of Market Survey Benchmarks and Approved List of Targets
- Conduct Market Surveys and provide External Assessment Summary
- Conduct Benefit Surveys
- Develop Strategic Positioning Recommendations
- Develop and Submit Draft and Final Reports
- Develop Recommendations for Compensation Administration

Fiscal Impact:

Reviewed By: 

Finance Department

RFP Cost of services (Evergreen Solutions, LLC): \$59,000. Amount budgeted in the FY 2019 budget: \$75,000

RECOMMENDATION

To move forward with the selection of Evergreen Solutions, LLC to provide a comprehensive compensation study for the City of Hobbs for both public safety and general employees. The vendors total cost projection of \$59,000 is less than the total budgeted by the department of \$75,000 as placed in the FY 2019 budget.


Attachments: Scoring Summary

Legal Review:

Approved As To Form: 

City Attorney

Approved For Submittal By:



Department Director



City Manager

CITY CLERK'S USE ONLY
COMMISSION ACTION TAKEN

Resolution No. _____
Ordinance No. _____
Approved _____
Other _____

Continued To: _____
Referred To: _____
Denied _____
File No. _____

EVALUATION PROPOSAL 505-19 COMPENSATION STUDY - COMMITTEE AVERAGE			
			EVERGREEN
Item		Available Points	
1	Firm Capabilities (maximum 30 points)		
A.	The firm's resources to perform the type and size of study required.	5 points	5.00
B.	reference checks including past performance for the city of Hobbs	10 points	6.00
C.	The firm's most recent external quality control reviews (peer review)	10 points	8.33
D.	The organization and completeness of the proposal submitted	5 points	5.00
2	Work Requirements and Audit Approach (maximum 20 points)		
A.	The firm's knowledge of state and local compensation and benefit plan objectives, agency needs, and product to be delivered. Note: An interview may be conducted via telephonically or in person to discuss	10 points	8.67
B.	The firm's technical plan and realistic time estimates to complete the compensation and benefits survey for both the City of Hobbs Public Safety positions and The City of Hobbs general positions	5 points	5.00
C.	The firm's plans to utilize City of Hobbs Human Resource Department staff	5 points	5.00
3	Technical Experience (maximum 25 points)		
A.	The firm's governmental compensation and benefits study experience	10 points	9.33
B.	specialization with municipality positions and public safety positions when comparing to local oil market and other municipalities and county governments.	10 points	8.67
C.	Continuing professional education directly related to the local governments	5 points	4.67
4	Firm Strengths or Weaknesses (maximum 5 points)	5 points	5.00
	Firms with the three highest scores in PART ONE will be evaluated ruther on the following criteria.		
	PART TWO: (maximum 20 points)	20 points	16.33
	The scores from PART ONE and PART TWO will be totaled for a final score for all responding proposers. A recommendation will be approved by the City Commission.		
	If qualified as a Resident Bidder preference vendor for the State of New Mexico, and additional 5% may be added to the evaluation scoring. If qualified as Veterans Resident Bidder preference vendor for the State of New Mexico, an additional 5% may be added to the evaluation scoring.		
	TOTALS	100 points	87.00